

Project:
118 CITY ROAD

Drawing Title:
EAST TOWER L99

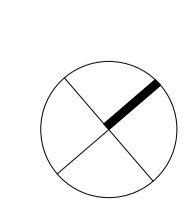
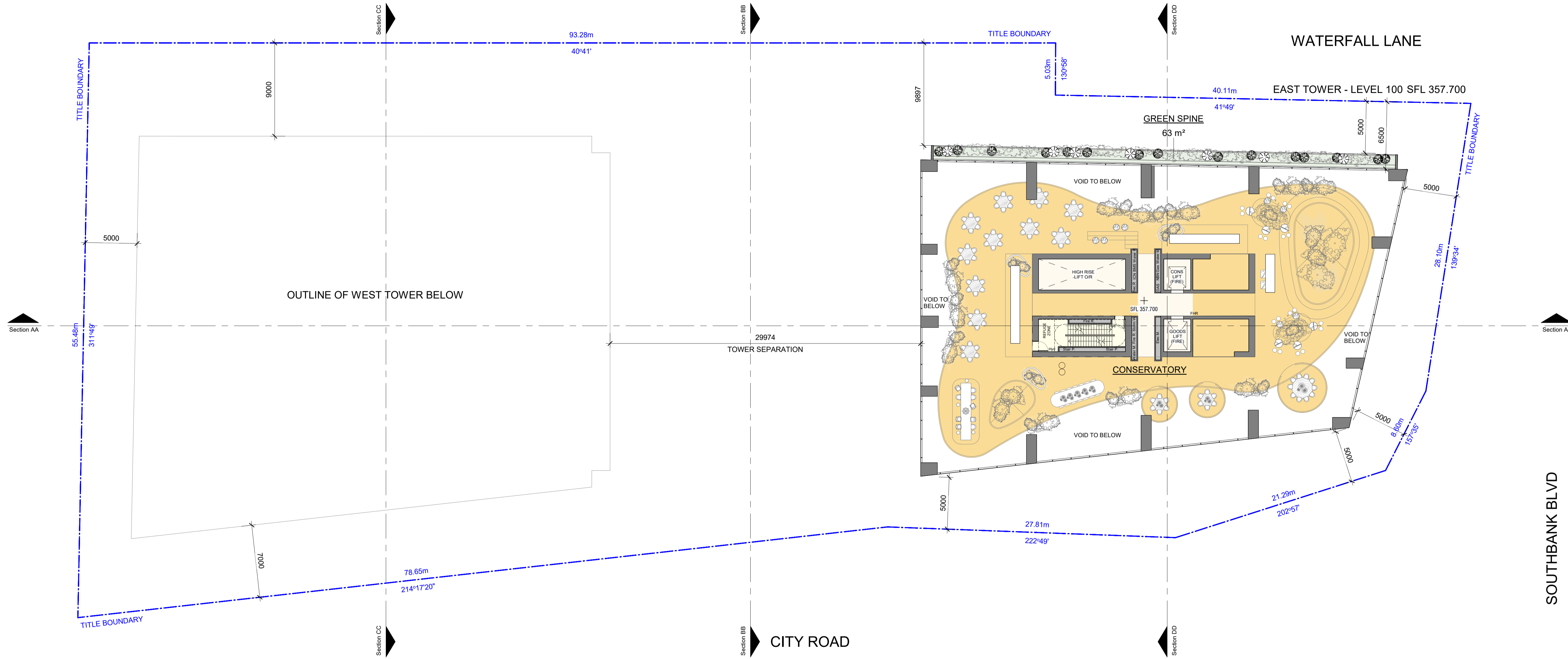
Drawing Number:
TP-1-21-1090

Revision:
9

Date:
01/10/2019

Scale:
1 : 200 @ A1





Project:
118 CITY ROAD

Drawing Title:
EAST TOWER L100

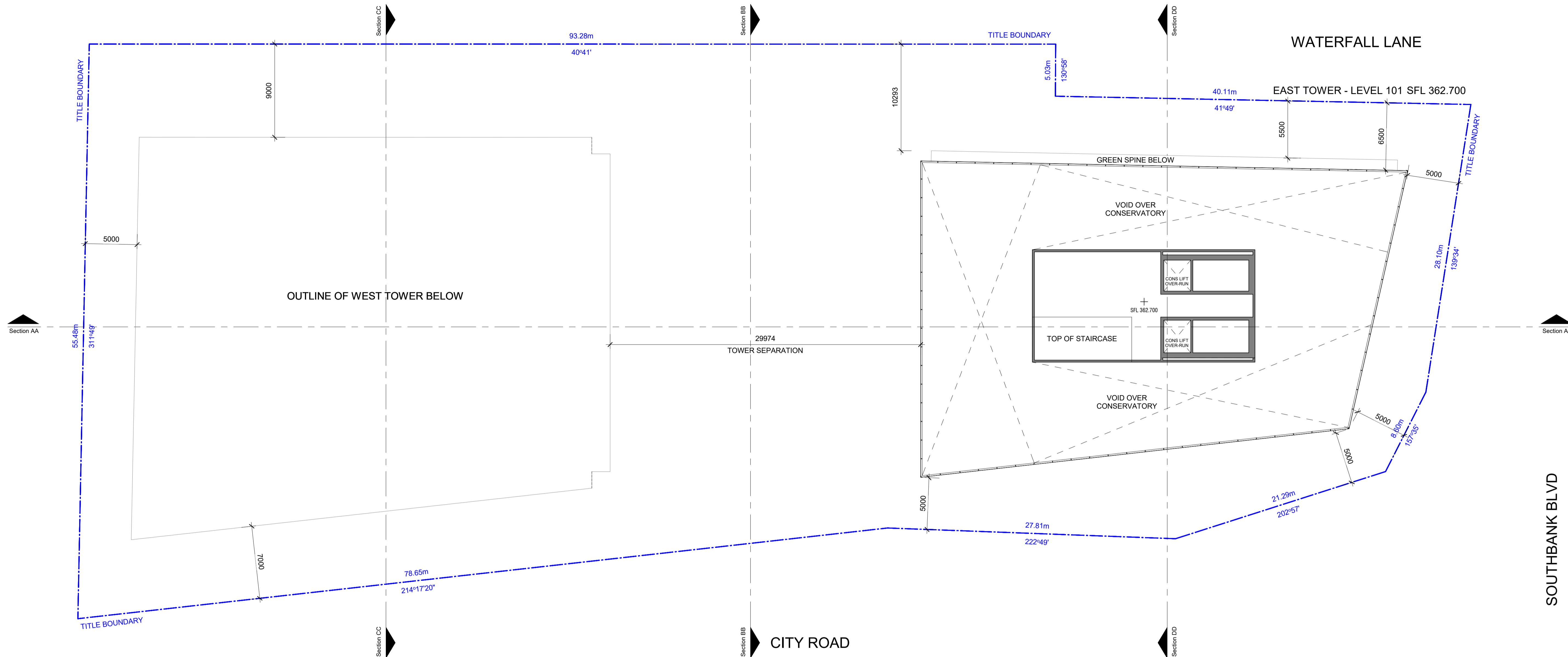
Drawing Number:
TP-1-21-1100

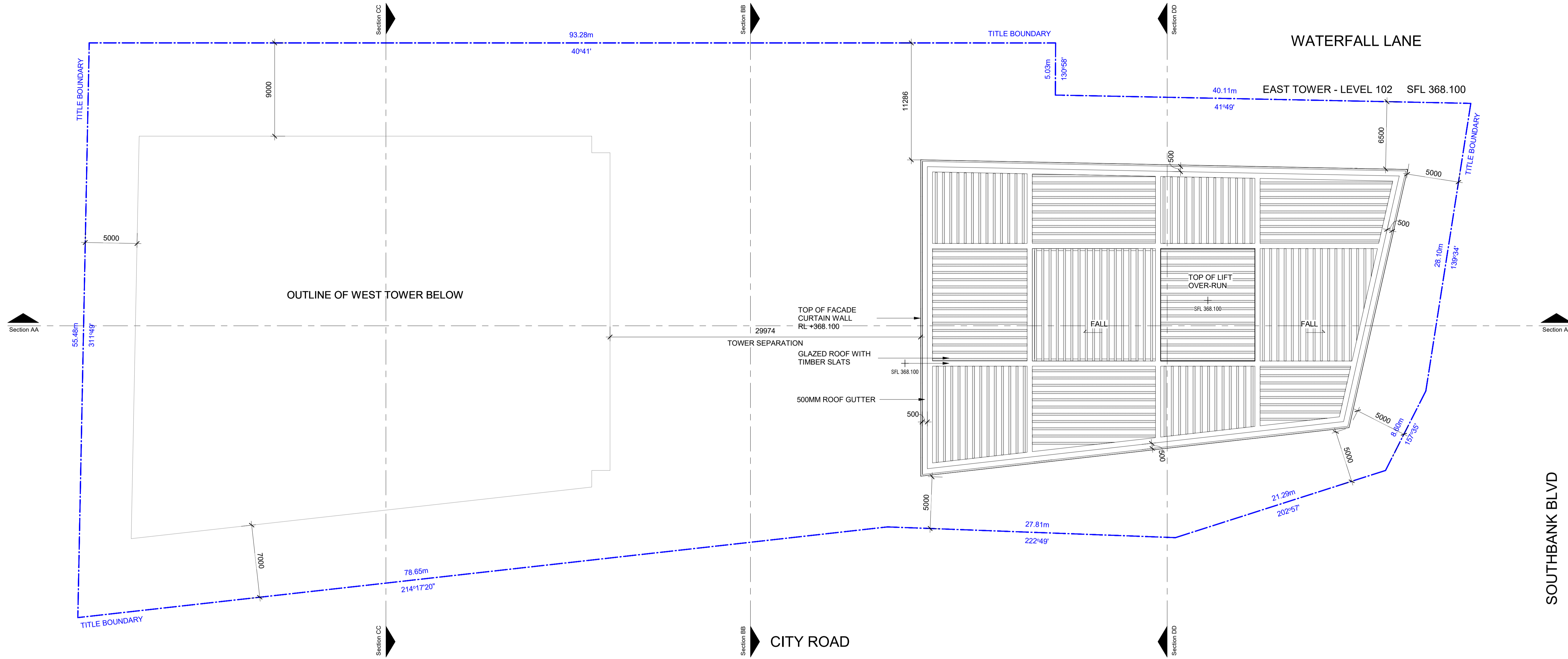
Revision:
9

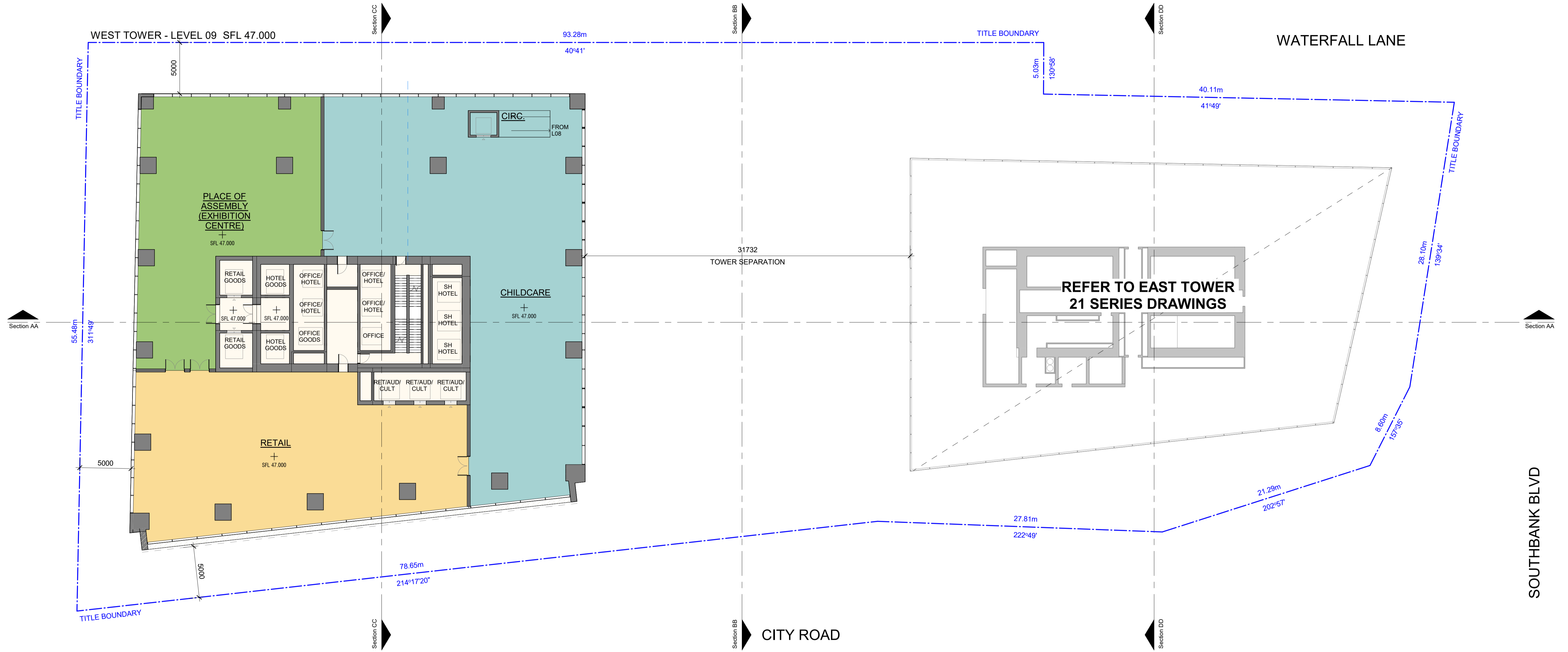
Date:
01/10/2019

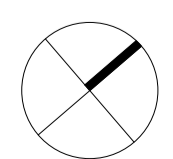
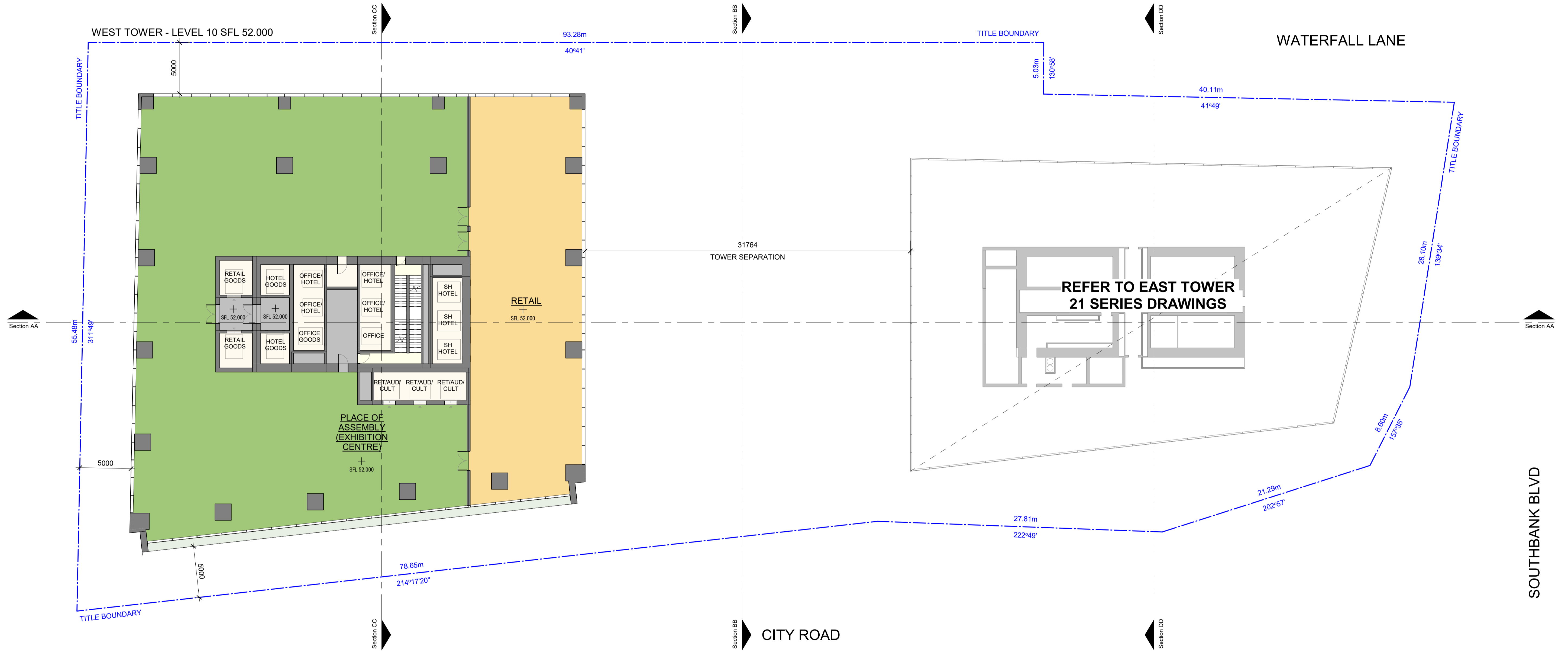
Scale:
1 : 200 @ A1

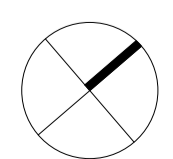
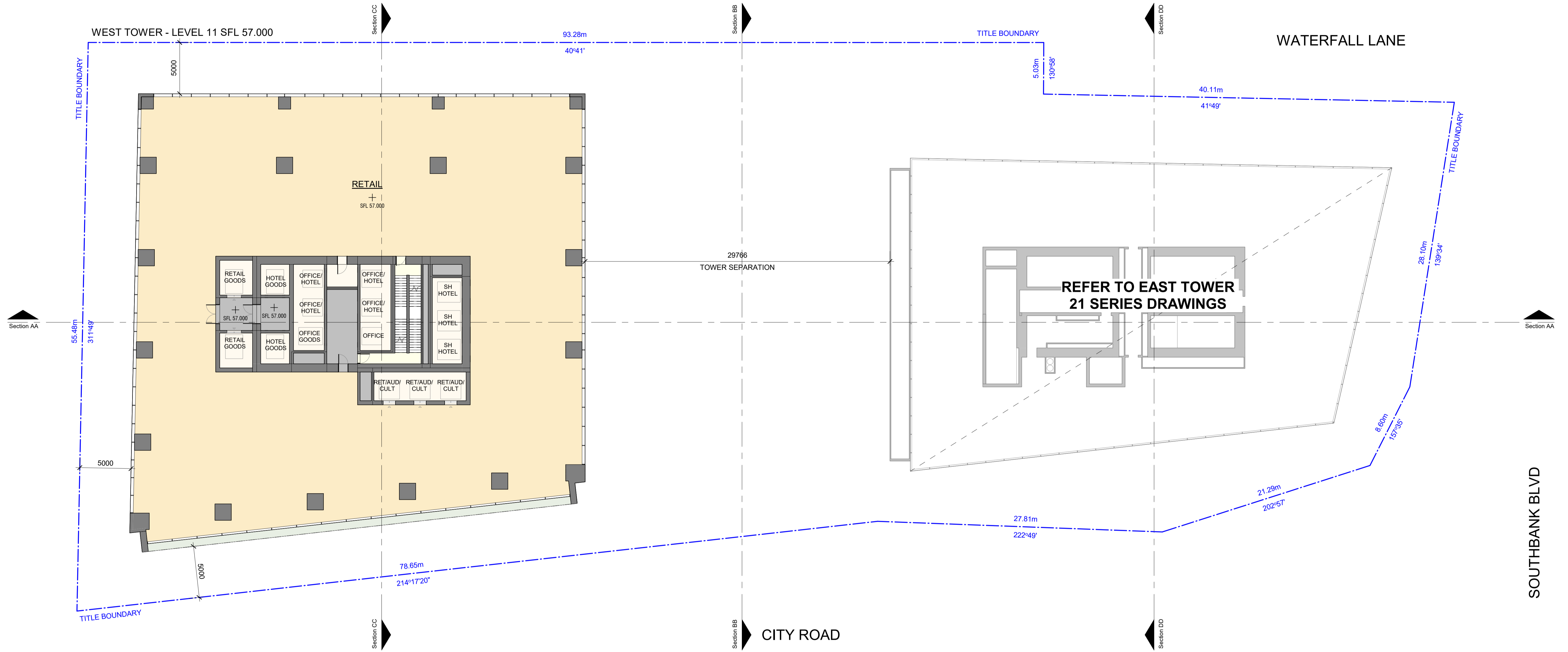


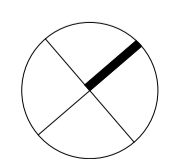
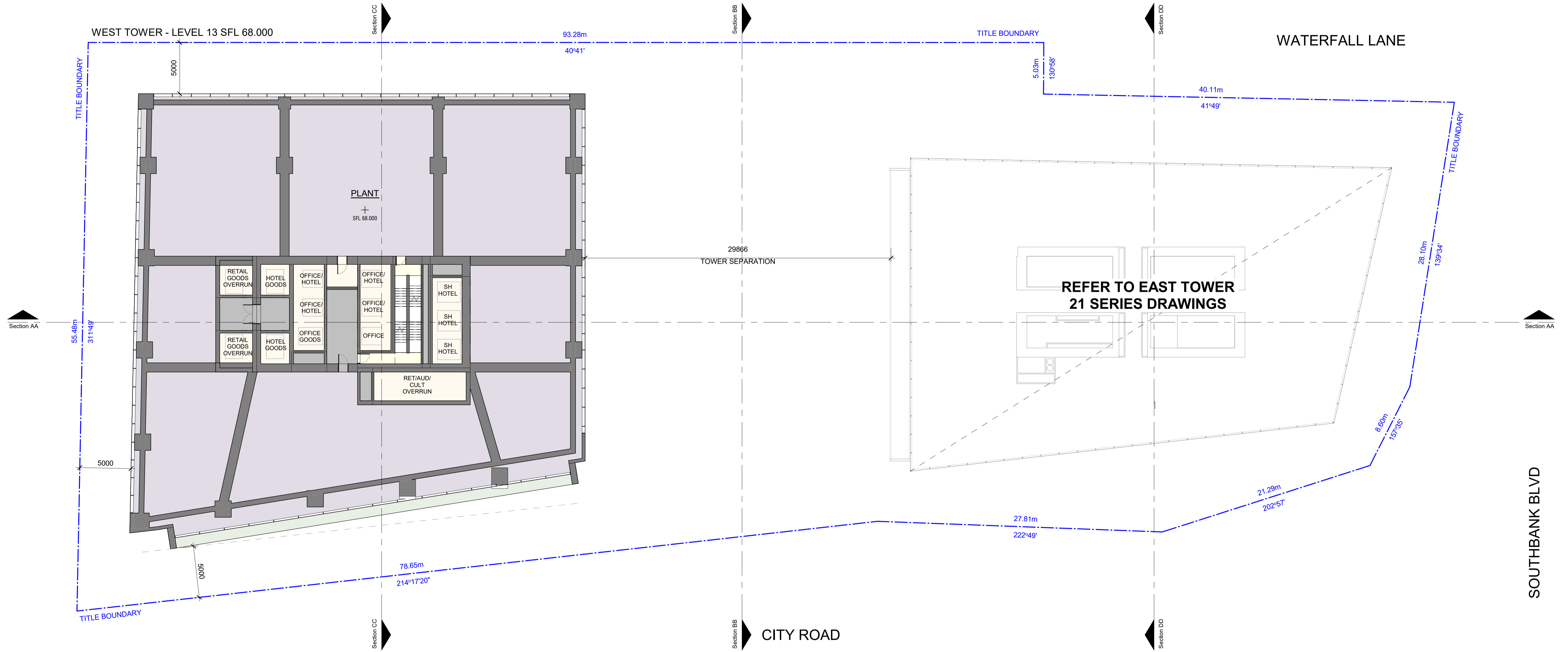


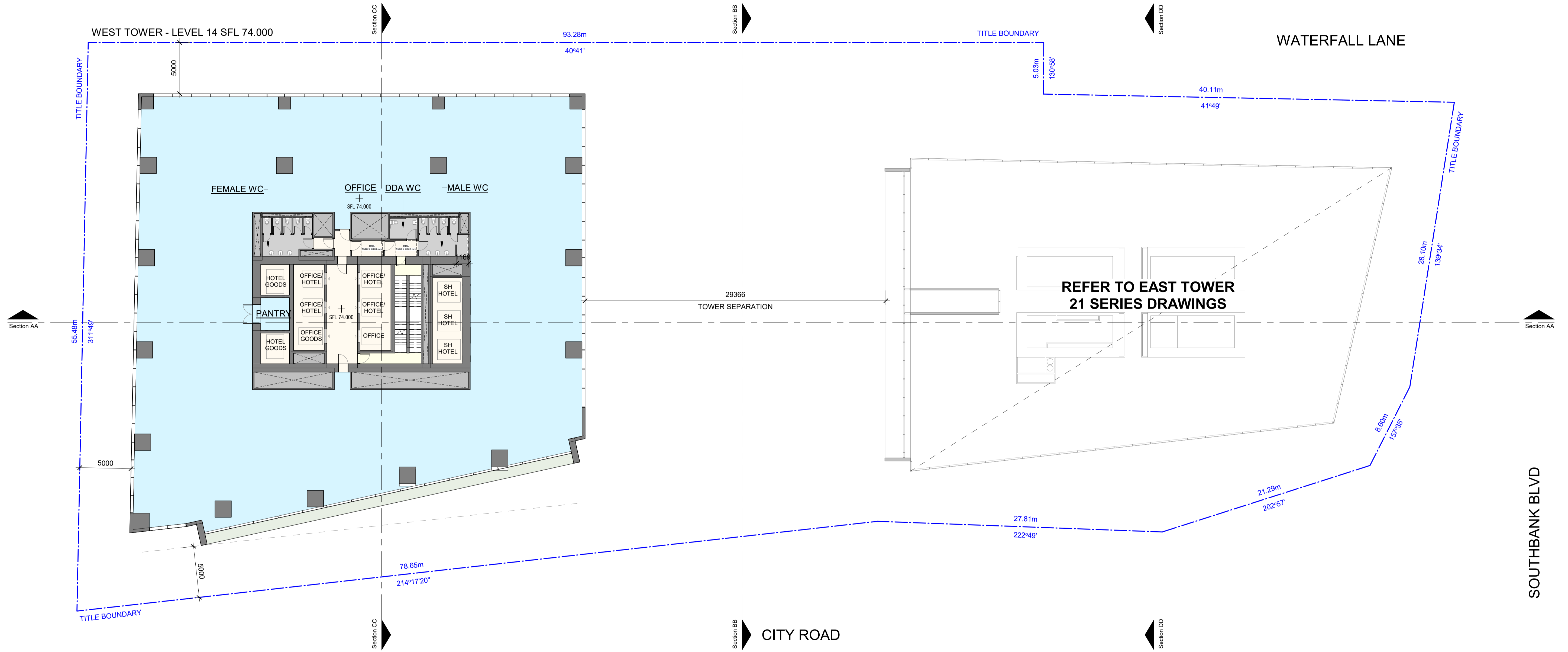


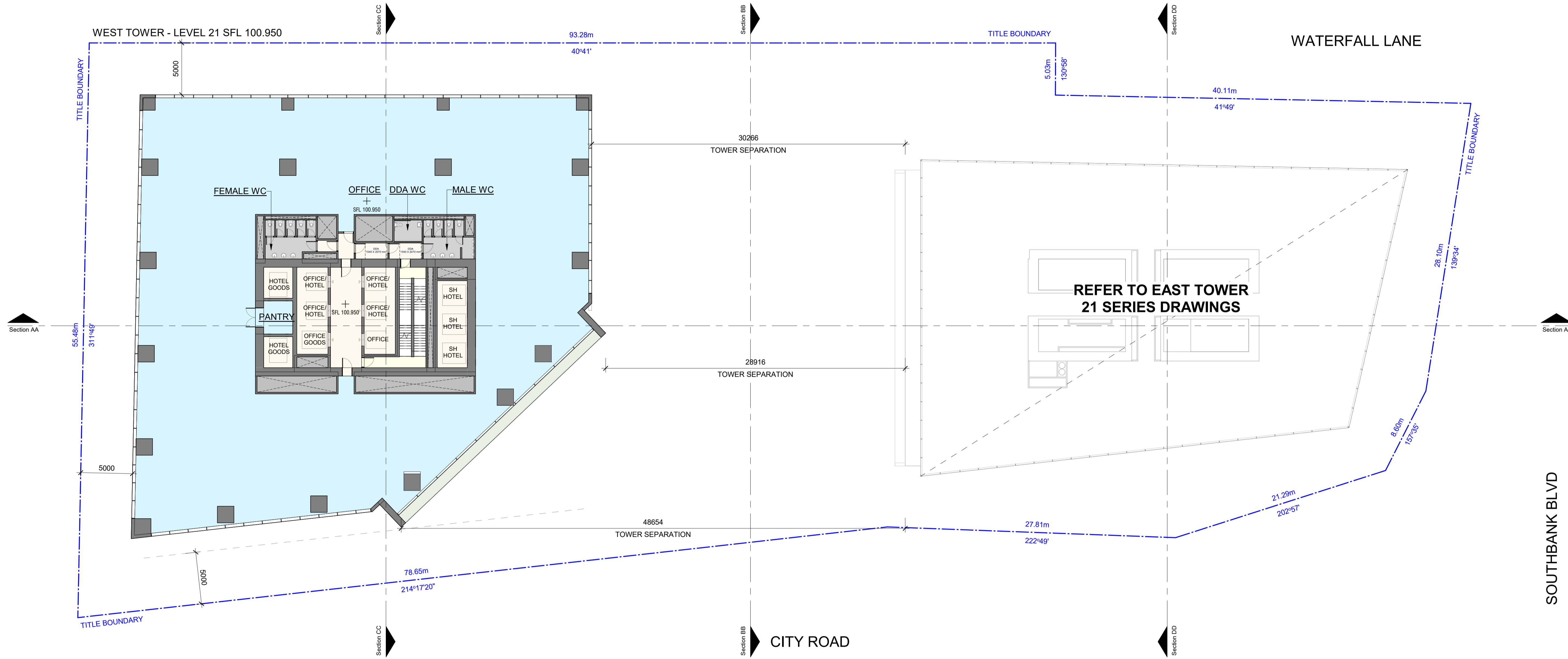


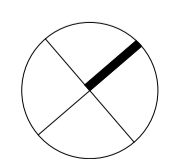
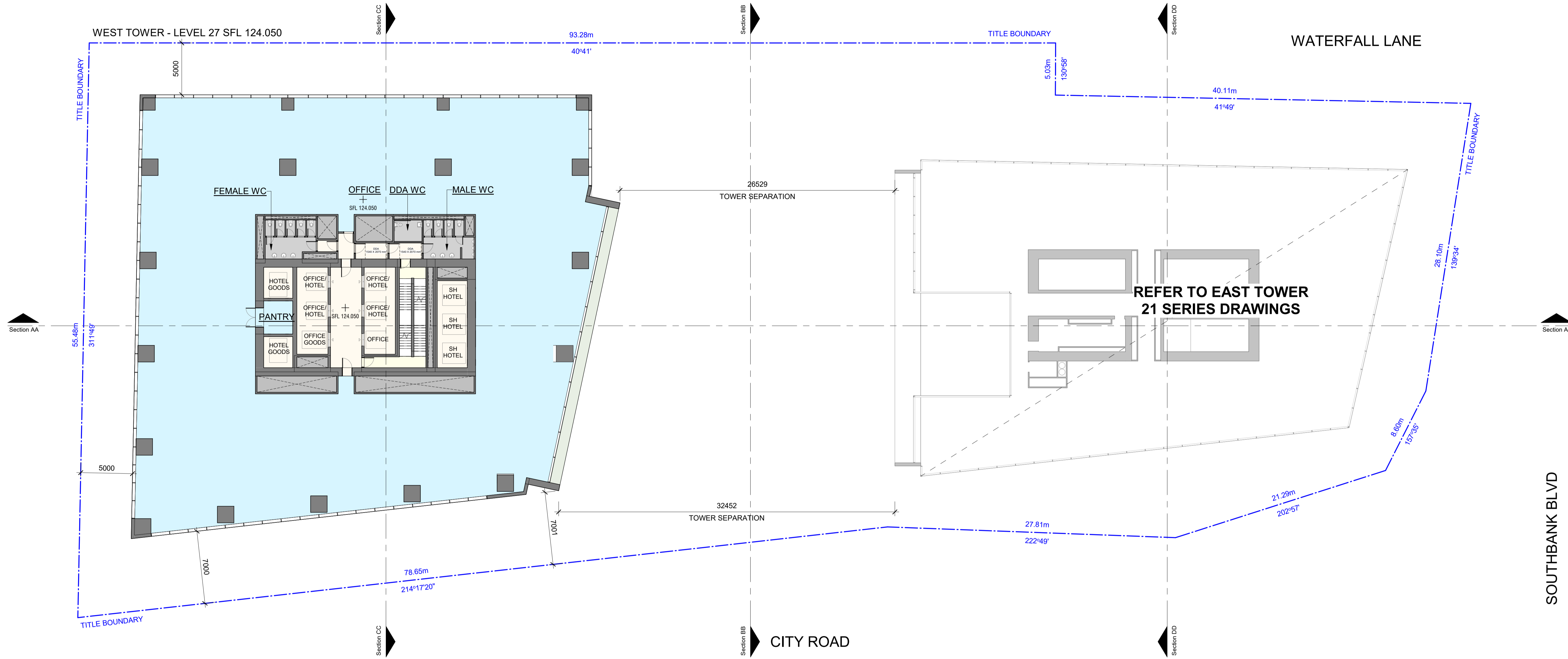


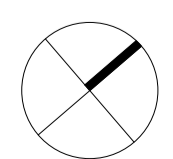
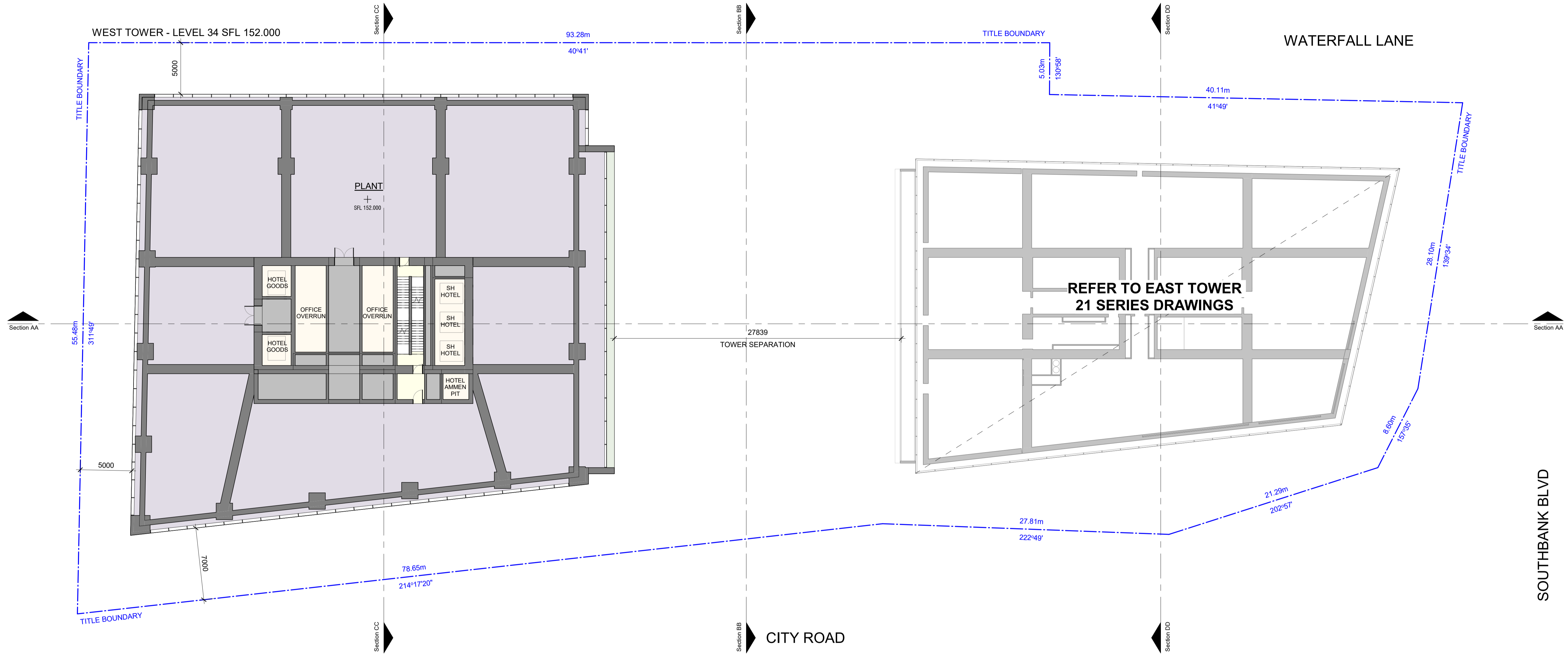


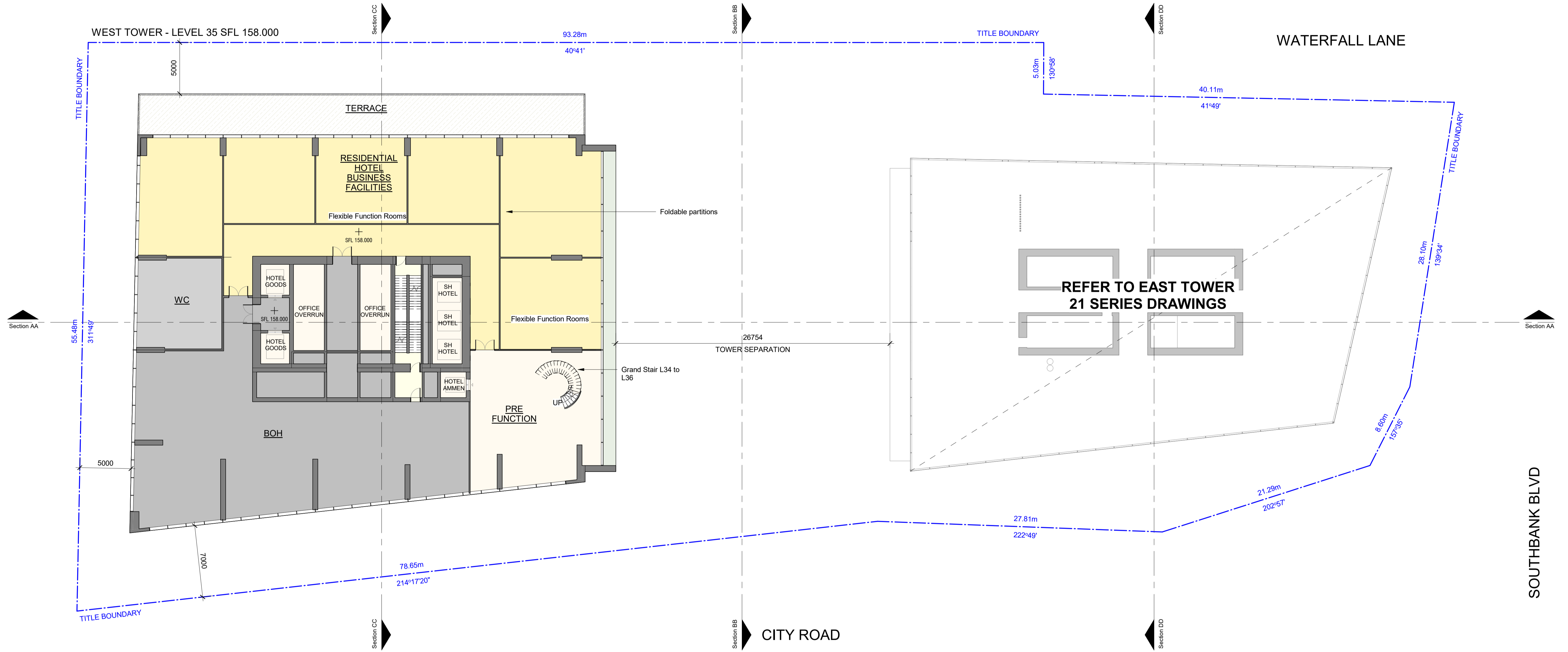


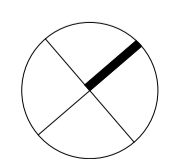
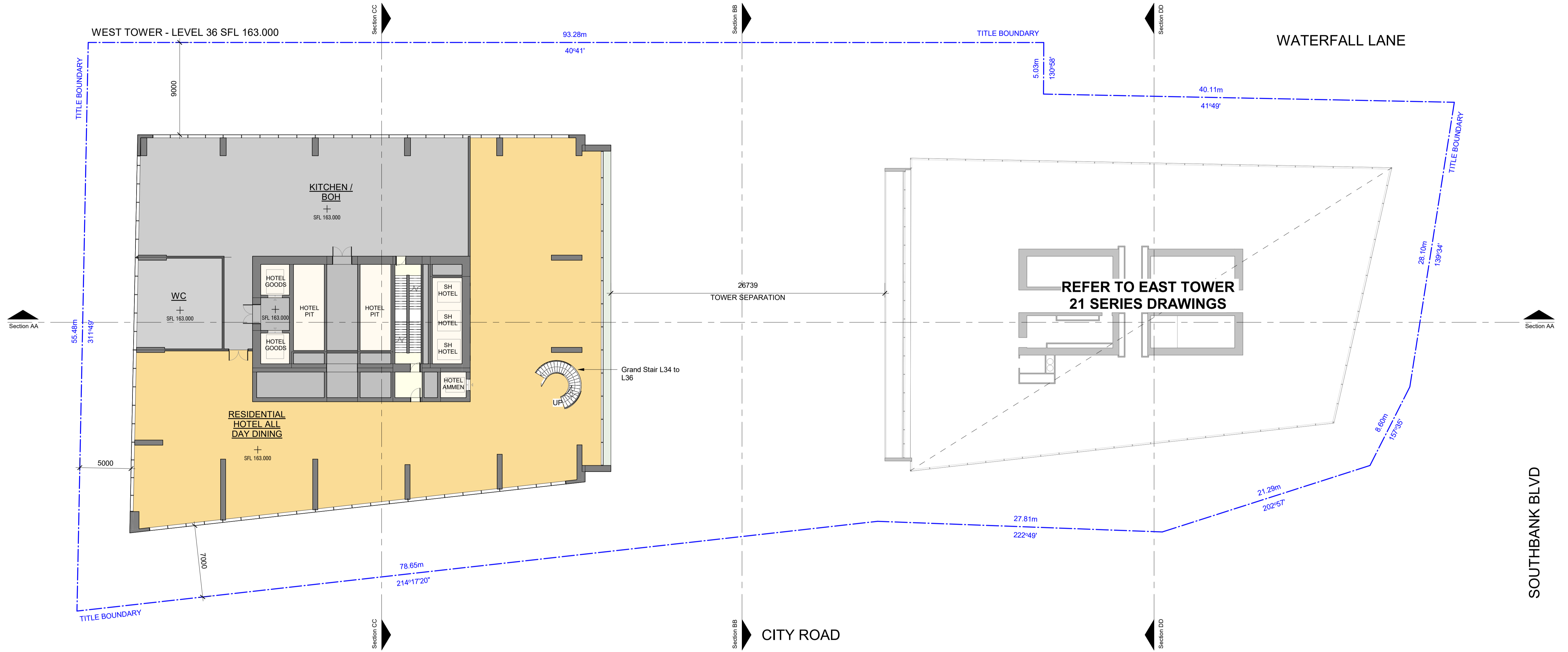


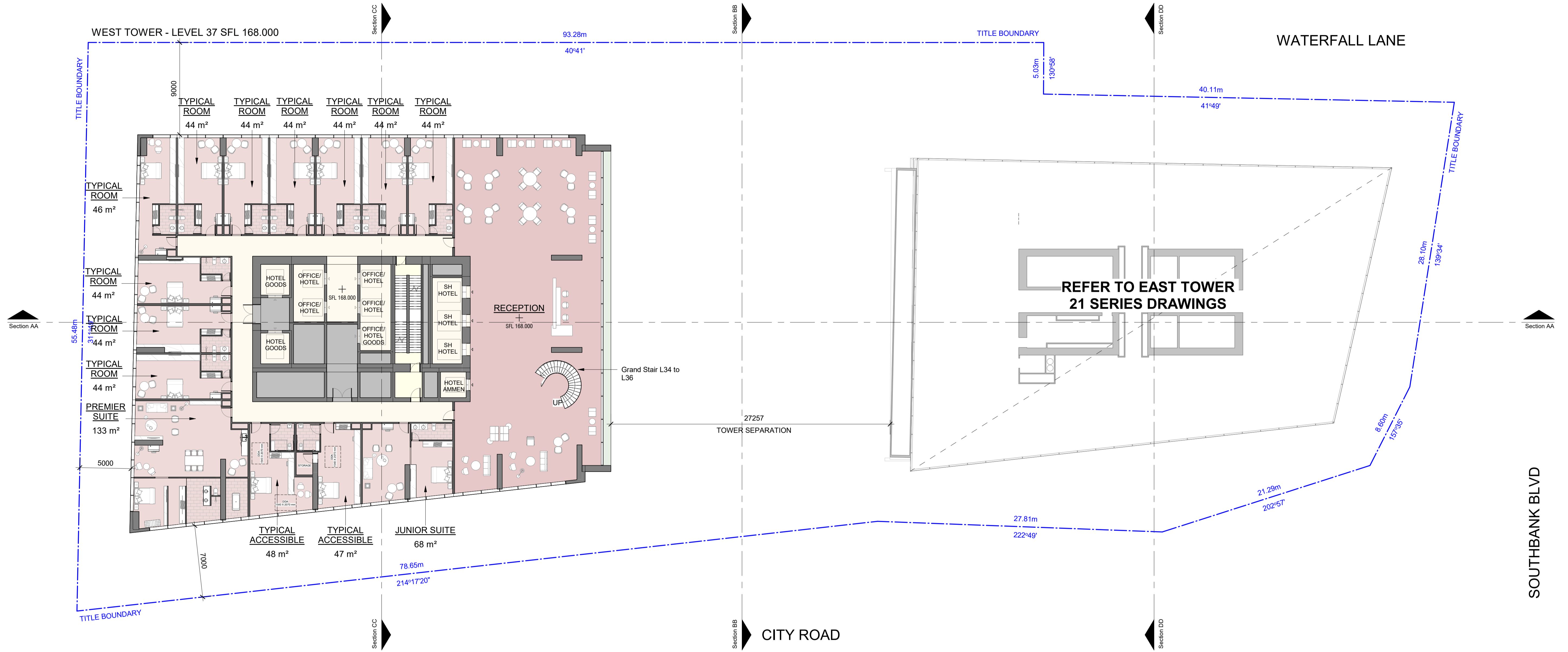


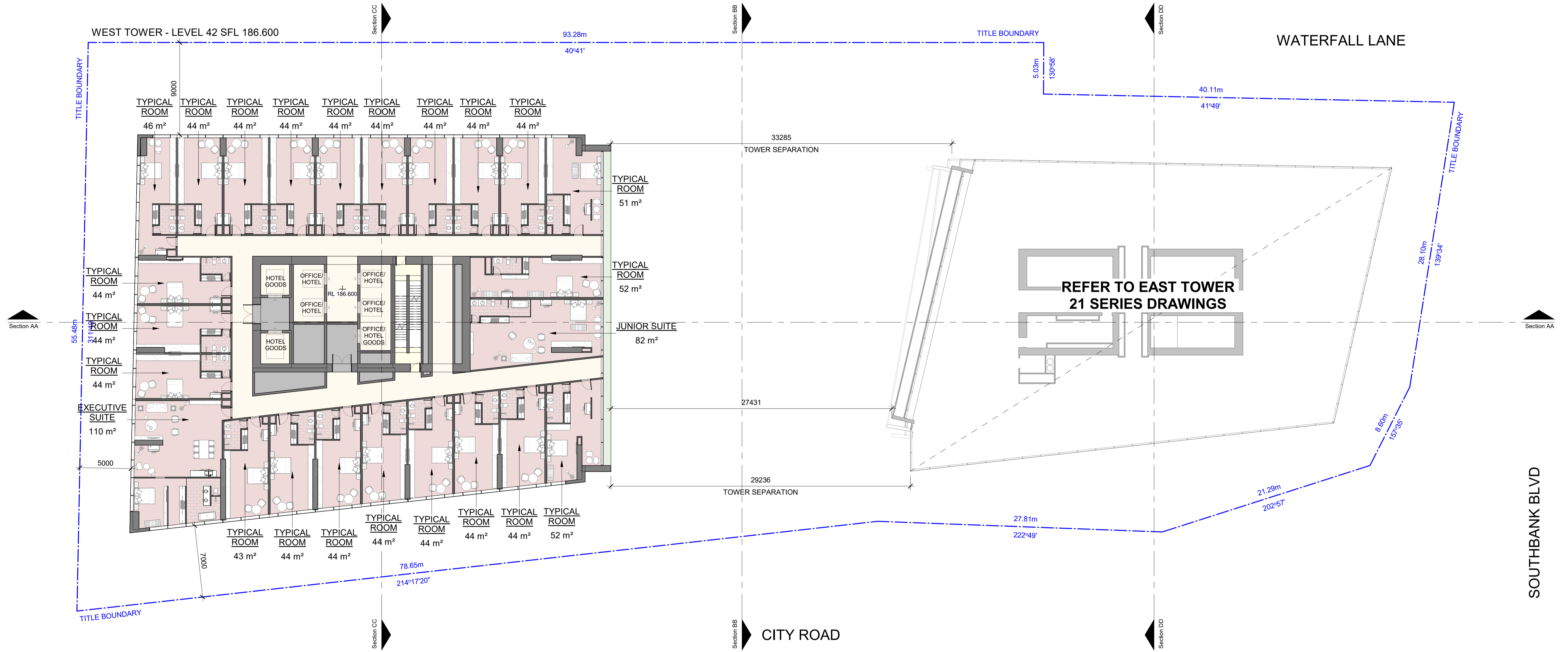


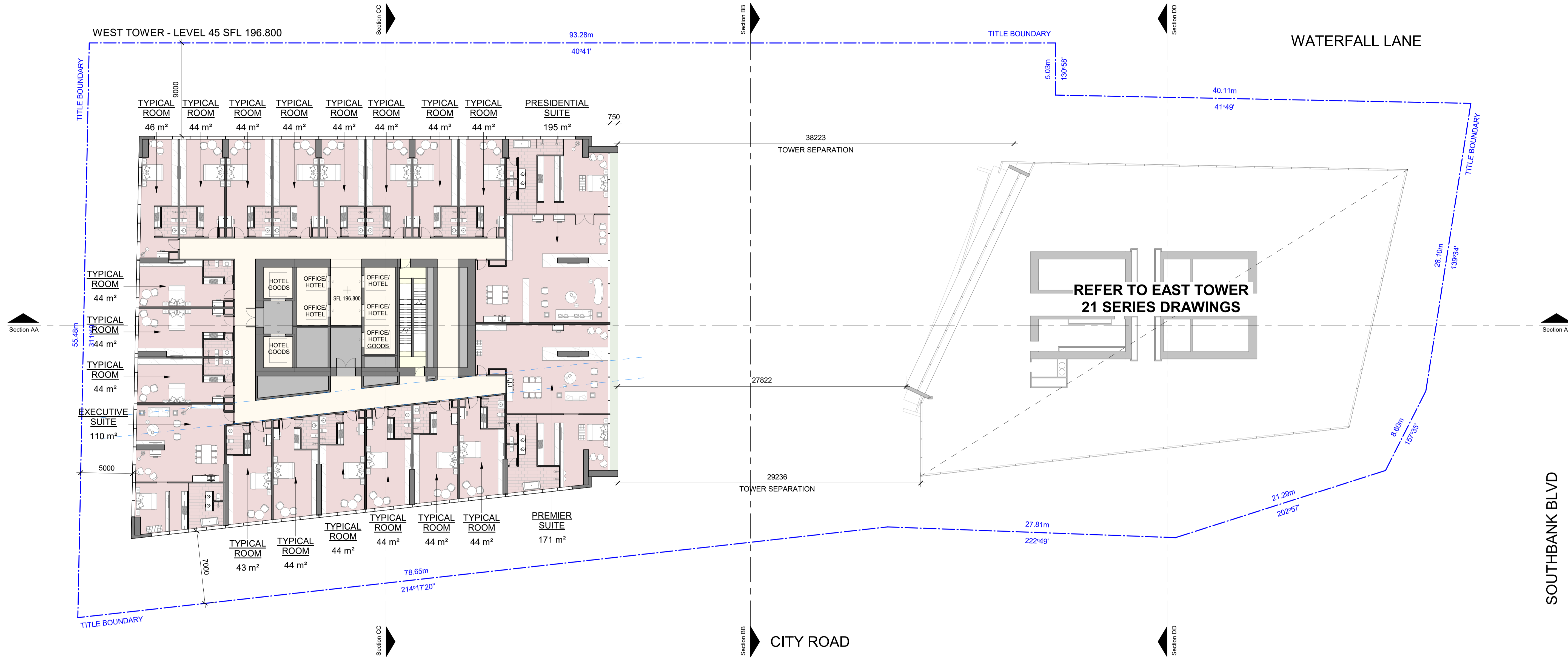


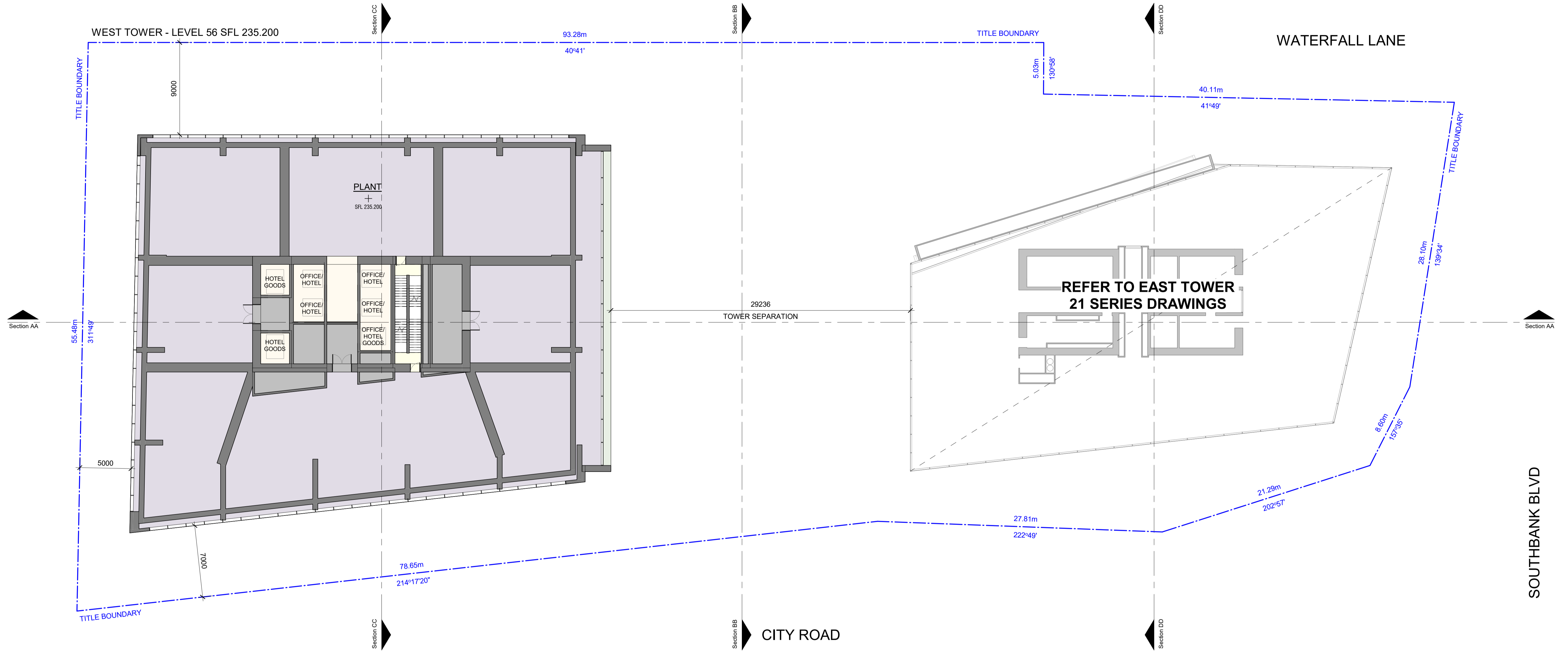


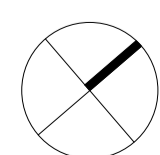
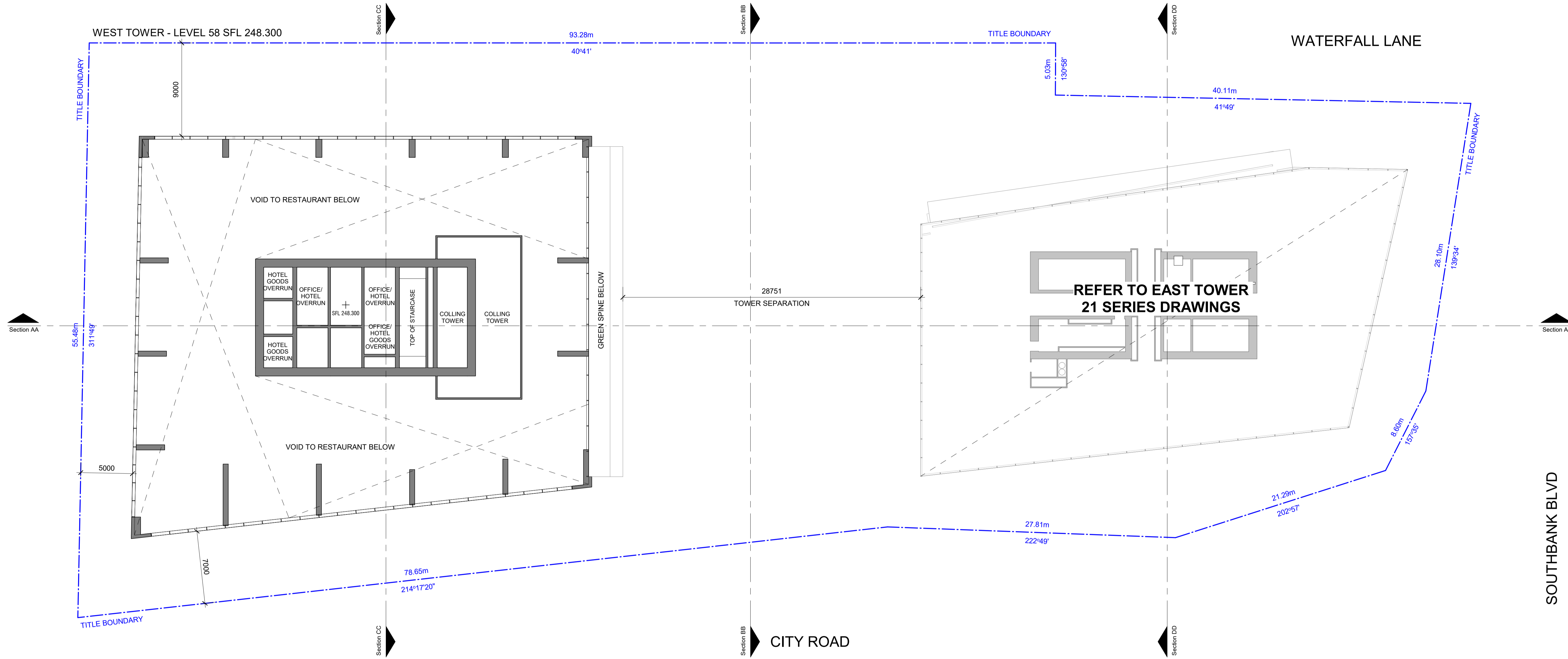


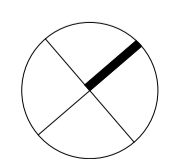
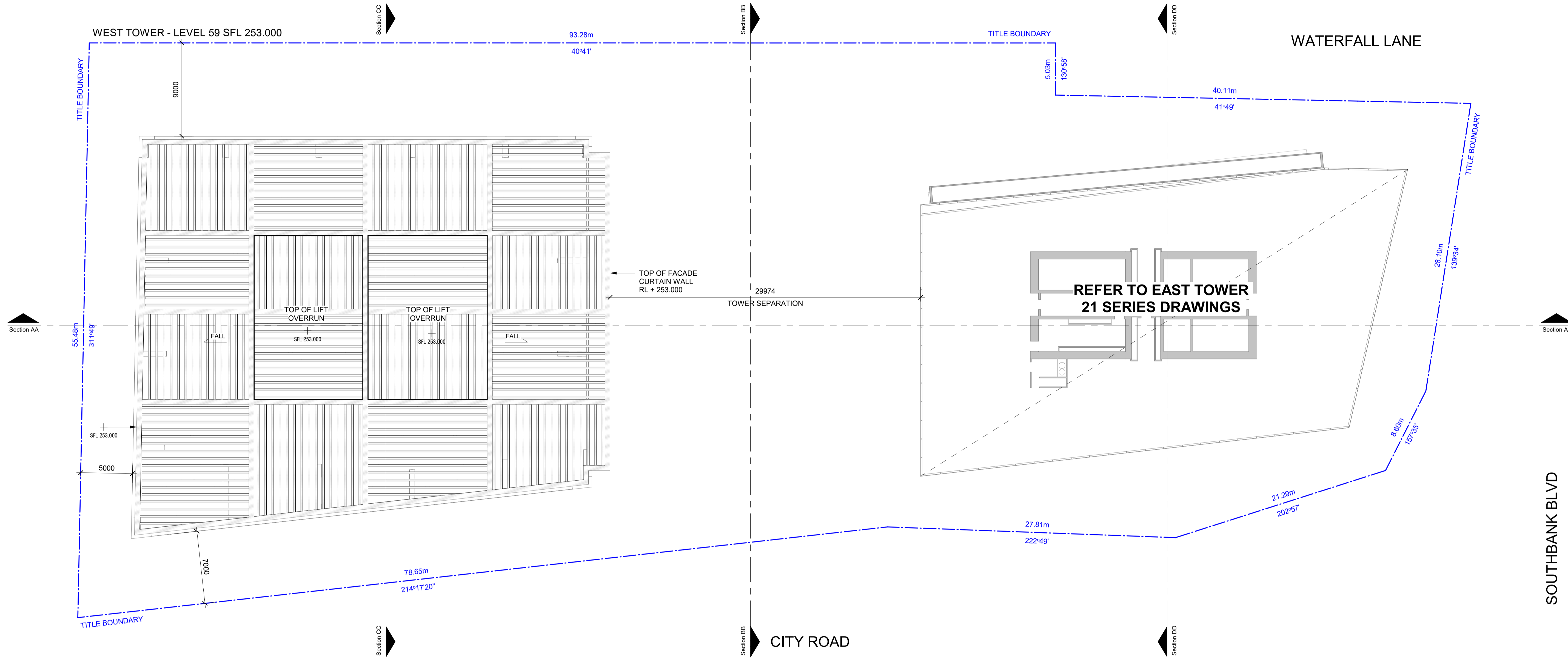


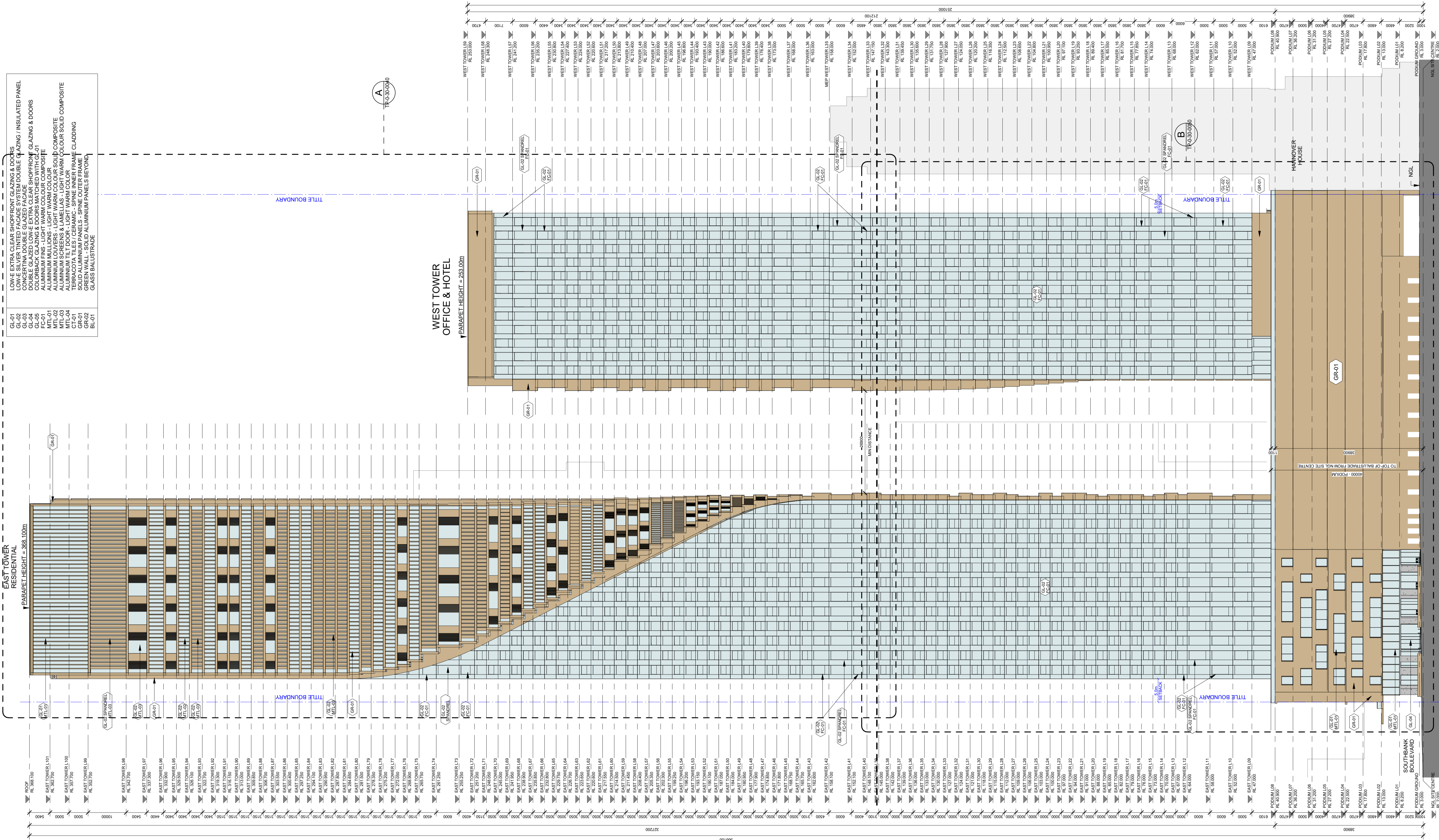




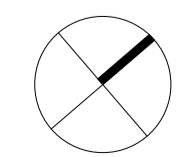








- GL-01 LOW E EXTRA CLEAR SHORFRONT GLAZING & DOORS
- GL-02 LOW E SILVER TINTED FACADE SYSTEM DOUBLE GLAZING / INSULATED PANEL
- GL-03 CONCERTINA DOUBLE GLAZED FACADE
- GL-04 CONCERTINA DOUBLE GLAZED FACADE WITH SHORFRONT GLAZING & DOORS
- FC-01 COLORBACK GLAZING & DOORS MATCHED WITH GL-01
- MTL-01 ALUMINUM MULLIONS - LIGHT WARM COLOUR COMPOSITE
- MTL-02 ALUMINUM MULLIONS - LIGHT WARM COLOUR COMPOSITE
- MTL-03 ALUMINUM SCREENS & LAMELLAS - LIGHT WARM COLOUR SOLID COMPOSITE
- MTL-04 ALUMINUM TILT DOOR - LIGHT WARM COLOUR COMPOSITE
- GR-01 SOLID COLOURED ALUMINUM PANELS - SPINE OUTER FRAME
- GR-02 GREEN WALL - SOLID ALUMINUM PANELS BEYOND
- BL-01 GLASS BALUSTRADE



Project:
118 CITY ROAD

Drawing Title:
NORTH ELEVATION

Drawing Number:
TP-0-30-0000

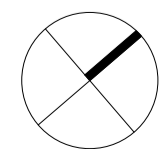
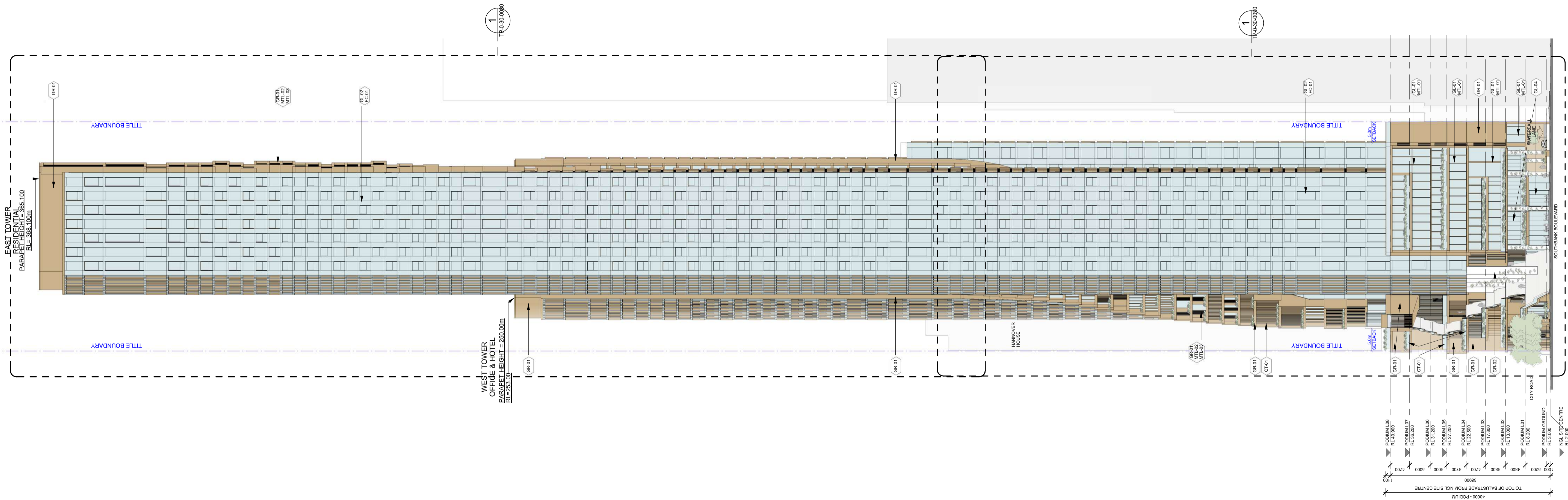
Revision:
5

Date:
21/11/19

Scale:
1 : 500 @ A1



GL-01	LOW E EXTRA CLEAR SHORFRONT GLAZING & DOORS
GL-02	LOW E SILVER TINTED FACADE SYSTEM DOUBLE GLAZING / INSULATED PANEL
GL-03	CONCERTINA DOUBLE GLAZED FACADE
GL-04	CONCERTINA DOUBLE GLAZED FACADE WITH SHORFRONT GLAZING & DOORS
GL-05	CONCERTINA DOUBLE GLAZED FACADE WITH SHORFRONT GLAZING & DOORS
FC-01	COLORBACK GLAZING & DOORS MATCHED WITH GL-01
MTL-01	ALUMINIUM FINS - LIGHT WARM COLOUR COMPOSITE
MTL-02	ALUMINIUM MULLIONS - LIGHT WARM COLOUR COMPOSITE
MTL-03	ALUMINIUM SCREENS & LAMELLAS - LIGHT WARM COLOUR SOLID COMPOSITE
MTL-04	ALUMINIUM TILT DOOR - LIGHT WARM COLOR
GR-01	GREEN WALL - SOLID ALUMINIUM PANELS - SPINE OUTER FRAME
GR-02	GREEN WALL - SOLID ALUMINIUM PANELS BEYOND
BL-01	GLASS BALUSTRADE



Project:
118 CITY ROAD

Drawing Title:
EAST ELEVATION

Drawing Number:
TP-0-30-0020

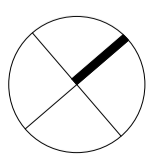

Revision:
5

Date:
21/11/19

Scale:
1 : 500 @ A1



- GL-01 LOW E EXTRA CLEAR SHORFRONT GLAZING & DOORS
- GL-02 LOW E SILVER TINTED FACADE SYSTEM DOUBLE GLAZING / INSULATED PANEL
- GL-03 CONCERTINA DOUBLE GLAZED FACADE
- GL-04 LOW E CLEAR SHORFRONT GLAZING & DOORS
- GL-05 COLPBACK GLAZING & DOORS MATCHED WITH GL-01
- FC-01 ALUMINIUM FINIS - LIGHT WARM COLOUR COMPOSITE
- MTL-01 ALUMINIUM MULLIONS - LIGHT WARM COLOUR
- MTL-02 ALUMINIUM MULLIONS - LIGHT WARM COLOUR COMPOSITE
- MTL-03 ALUMINIUM SCREENS & LAMELLAS - LIGHT WARM COLOUR SOLID COMPOSITE
- MTL-04 ALUMINIUM TILT DOOR - LIGHT WARM COLOUR
- FR-01 FRAMED GLASS CURTAIN WALL SYSTEM WITH ALUMINIUM FRAME
- GR-01 SOLID ALUMINIUM PANELS - SPINE OUTER FRAME
- GR-02 GREEN WALL - SOLID ALUMINIUM PANELS BEYOND
- BL-01 GLASS BALUSTRADE



Project:
118 CITY ROAD

Drawing Title:
WEST ELEVATION

Drawing Number:
TP-0-30-0030

Revision:
5

Date:
21/11/19

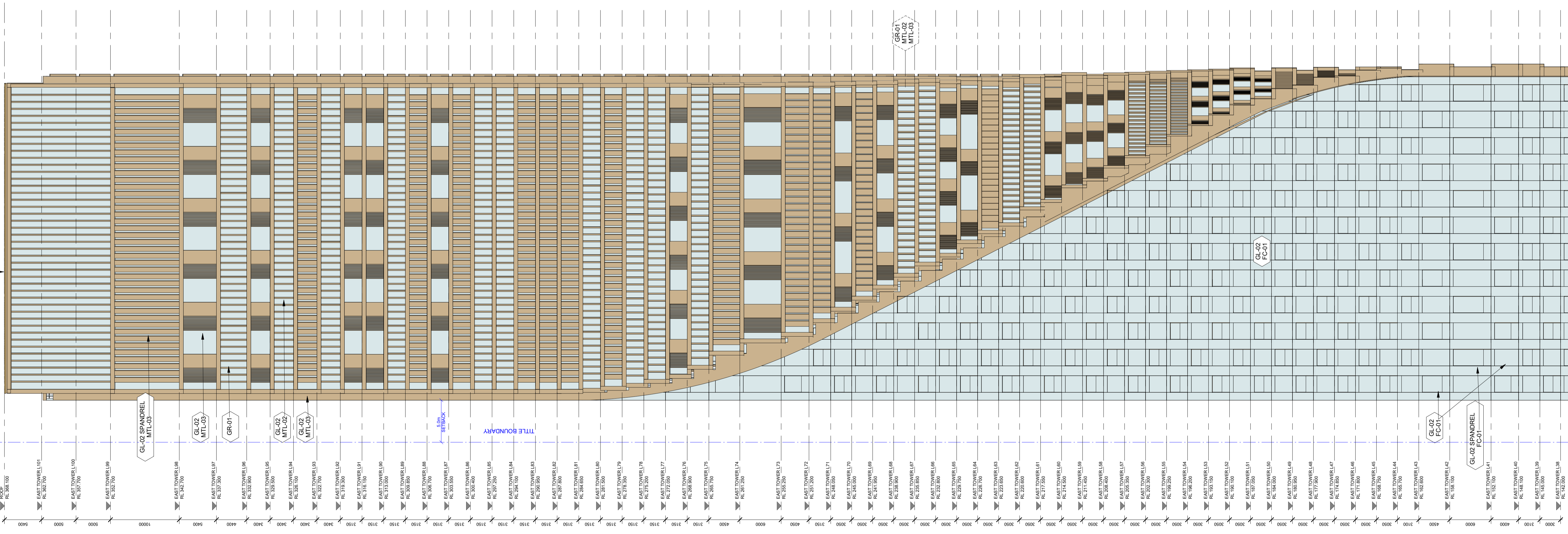
Scale:
1 : 500 @ A1



- GL-01 LOW E EXTRA CLEAR SHORFRONT GLAZING & DOORS
- GL-02 LOW E SILVER TINTED FACADE SYSTEM DOUBLE GLAZING / INSULATED PANEL
- GL-03 CONCERTINA DOUBLE GLAZED FACADE
- GL-04 CONCERTINA GLAZING SYSTEM WITH SHORFRONT GLAZING & DOORS
- GL-05 CONCERTINA GLAZING & DOORS MATCHED WITH GL-01
- FC-01 ALUMINIUM FNS - LIGHT WARM COLOUR COMPOSITE
- MTL-01 ALUMINIUM MULLIONS - LIGHT WARM COLOUR
- MTL-02 ALUMINIUM MULLIONS - LIGHT WARM COLOUR COMPOSITE
- MTL-03 ALUMINIUM SCREENS & LAMELLAS - LIGHT WARM COLOUR SOLID COMPOSITE
- MTL-04 ALUMINIUM TILT DOOR - LIGHT WARM COLOUR
- GR-01 SOLID ALUMINIUM PANELS - SPINE OUTER FRAME
- GR-02 GREEN WALL - SOLID ALUMINIUM PANELS BEYOND
- BL-01 GLASS BALUSTRADE


**EAST TOWER
RESIDENTIAL**

PARAPET HEIGHT = 988.00m



**WEST TOWER
OFFICE & HOTEL**

PARAPET HEIGHT = 263.00m



Project: **118 CITY ROAD**

Drawing Title: **NORTH ELEVATION - ZONE A**


Drawing Number: **TP-0-30-0040**

Revision: **4**


Date: **21/11/19**

Scale: **1 : 300 @ A1**

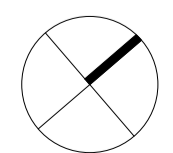




GL-01	LOW-E EXTRA CLEAR SHOPFRONT GLAZING & DOORS
GL-02	LOW-E SILVER TINTED FACADE SYSTEM DOUBLE GLAZING / INSULATED PANEL
GL-03	CONCERTINA DOUBLE GLAZED FACADE
GL-04	DOUBLE GLAZED LOW-E EXTRA CLEAR SHOPFRONT GLAZING & DOORS
GL-05	COLORBACK GLAZING & DOORS MATCHED WITH GL-01
FC-01	ALUMINIUM FINIS - LIGHT WARM COLOUR COMPOSITE
MTL-01	ALUMINIUM MULLIONS - LIGHT WARM COLOUR
MTL-02	ALUMINIUM LOUVERS - LIGHT WARM COLOUR SOLID COMPOSITE
MTL-03	ALUMINIUM SCREENS & LAMELLAS - LIGHT WARM COLOUR SOLID COMPOSITE
MTL-04	ALUMINIUM TILT DOOR - LIGHT WARM COLOR
CT-01	TERRACOTA TILES / CERAMIC - SPINE INNER FRAME CLADDING
GR-01	SOLID ALUMINIUM PANELS - SPINE OUTER FRAME
GR-02	GREEN WALL - SOLID ALUMINIUM PANELS BEYOND
BL-01	GLASS BALUSTRADE



- GL-01 LOWE EXTRA CLEAR SHORPFONT GLAZING & DOORS
- GL-02 LOWE SILVER TINTED FACADE SYSTEM DOUBLE GLAZING / INSULATED PANEL
- GL-03 CONCERTINA DOUBLE GLAZED FACADE
- GL-04 COBBLE GLAZED LOW E EXTRA CLEAR SHORPFONT GLAZING & DOORS
- GL-05 COBBLE GLAZED LOW E EXTRA CLEAR SHORPFONT GLAZING & DOORS
- FC-01 ALUMINIUM FINNERS - LIGHT WARM COLOUR COMPOSITE
- FC-02 ALUMINIUM FINNERS - LIGHT WARM COLOUR COMPOSITE
- MTL-01 ALUMINIUM MULLIONS - LIGHT WARM COLOUR SOLID COMPOSITE
- MTL-02 ALUMINIUM MULLIONS - LIGHT WARM COLOUR SOLID COMPOSITE
- MTL-03 ALUMINIUM SCREENS & LAMELLAS - LIGHT WARM COLOUR SOLID COMPOSITE
- MTL-04 ALUMINIUM TILT DOOR - LIGHT WARM COLOR
- CP-01 BERGCOOTA TILES / CERAMIC - SPINE INNER FRAME CLADDING
- GR-02 GREEN WALL - SOLID ALUMINIUM PANELS BEYOND
- BL-01 GLASS BALUSTRADE



Project: **118 CITY ROAD**

Drawing Title: **SOUTH ELEVATION - ZONE A**


Drawing Number: **TP-0-30-0060**

Revision: **4**

Date: **21/11/19**

Scale: **1 : 300 @ A1**

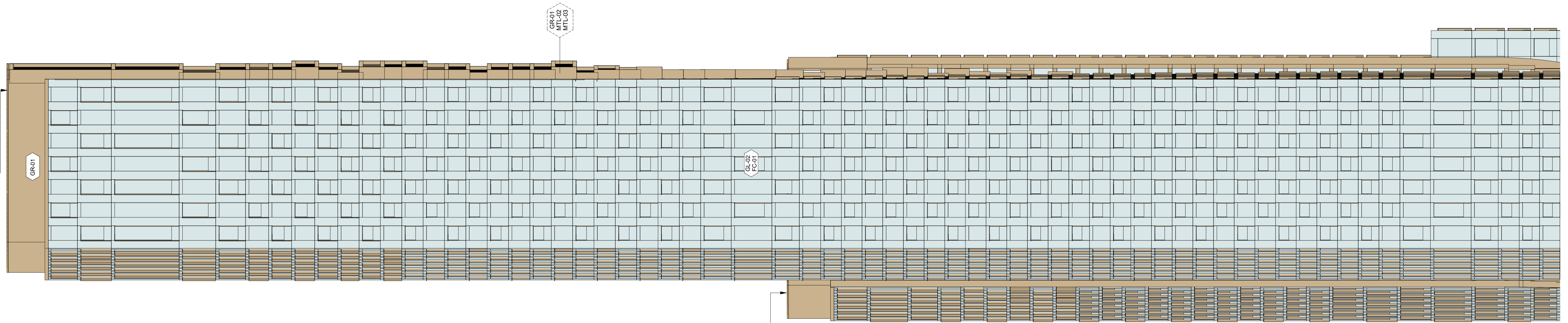




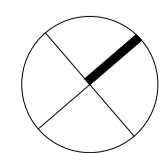
GL-01	LOW-E EXTRA CLEAR SHOPFRONT GLAZING & DOORS
GL-02	LOW-E SILVER TINTED FACADE SYSTEM DOUBLE GLAZING / INSULATED PANEL
GL-03	CONCERTINA DOUBLE GLAZED FACADE
GL-04	DOUBLE GLAZED LOW-E EXTRA CLEAR SHOPFRONT GLAZING & DOORS
GL-05	COLORBACK GLAZING & DOORS MATCHED WITH GL-01
FC-01	ALUMINIUM FINIS - LIGHT WARM COLOUR COMPOSITE
MTL-01	ALUMINIUM MULLIONS - LIGHT WARM COLOUR
MTL-02	ALUMINIUM LOUVERS - LIGHT WARM COLOUR SOLID COMPOSITE
MTL-03	ALUMINIUM SCREENS & LAMELLAS - LIGHT WARM COLOUR SOLID COMPOSITE
MTL-04	ALUMINIUM TILT DOOR - LIGHT WARM COLOUR
CT-01	TERRACOTA TILES / CERAMIC - SPINE INNER FRAME CLADDING
GR-01	SOLID ALUMINIUM PANELS - SPINE OUTER FRAME
GR-02	GREEN WALL - SOLID ALUMINIUM PANELS BEYOND
BL-01	GLASS BALUSTRADE

- GL-01 LOW E EXTRA CLEAR SHORFRONT GLAZING & DOORS
- GL-02 LOW E SILVER TINTED FACADE SYSTEM DOUBLE GLAZING / INSULATED PANEL
- GL-03 CONCERTINA DOUBLE GLAZED FACADE
- GL-04 GLASS CURTAIN WALL SYSTEMS - SHORFRONT GLAZING & DOORS
- GL-05 COLPBACK GLAZING & DOORS MATCHED WITH GL-01
- FC-01 ALUMINIUM FINS - LIGHT WARM COLOUR COMPOSITE
- MTL-01 ALUMINIUM MULLIONS - LIGHT WARM COLOUR
- MTL-02 ALUMINIUM MULLIONS - LIGHT WARM COLOUR COMPOSITE
- MTL-03 ALUMINIUM SCREENS & LAMELLAS - LIGHT WARM COLOUR SOLID COMPOSITE
- MTL-04 ALUMINIUM TILT DOOR - LIGHT WARM COLOUR
- GR-01 ALUMINIUM PANELS - SPINE OUTER FRAME
- GR-02 GREEN WALL - SOLID ALUMINIUM PANELS BEYOND
- BL-01 GLASS BALUSTRADE

EAST TOWER
RESIDENTIAL
PARAPET HEIGHT = 385.100
RL = 388.100m



WEST TOWER
OFFICE HOTEL
PARAPET HEIGHT = 290.00m
RL = 293.00



Project:
118 CITY ROAD

Drawing Title:
EAST ELEVATION - ZONE A

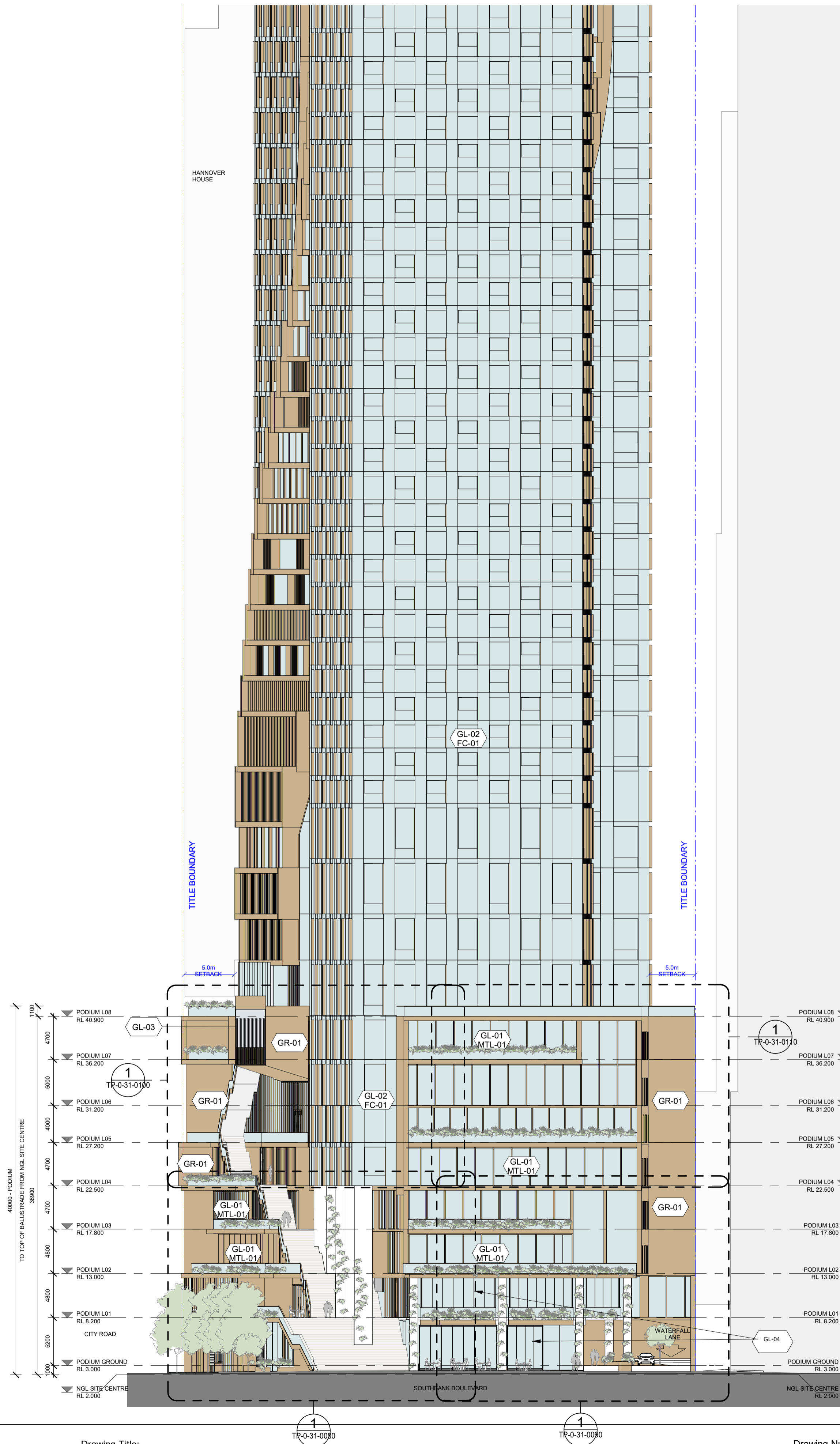
Drawing Number:
TP-0-30-0080

Revision:
1

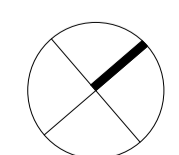
Date:
21/11/19

Scale:
1 : 300 @ A1





GL-01	LOW-E EXTRA CLEAR SHOPFRONT GLAZING & DOORS
GL-02	LOW-E SILVER TINTED FACADE SYSTEM DOUBLE GLAZING / INSULATED PANEL
GL-03	CONCERTINA DOUBLE GLAZED FACADE
GL-04	DOUBLE GLAZED LOW-E EXTRA CLEAR SHOPFRONT GLAZING & DOORS
GL-05	COLORBACK GLAZING & DOORS MATCHED WITH GL-01
FC-01	ALUMINIUM FINS - LIGHT WARM COLOUR COMPOSITE
MTL-01	ALUMINIUM MULLIONS - LIGHT WARM COLOUR
MTL-02	ALUMINIUM LOUVERS - LIGHT WARM COLOUR SOLID COMPOSITE
MTL-03	ALUMINIUM SCREENS & LAMELLAS - LIGHT WARM COLOUR SOLID COMPOSITE
MTL-04	ALUMINIUM TILT DOOR - LIGHT WARM COLOR
CT-01	TERRACOTA TILES / CERAMIC - SPINE INNER FRAME CLADDING
GR-01	SOLID ALUMINIUM PANELS - SPINE OUTER FRAME
GR-02	GREEN WALL - SOLID ALUMINIUM PANELS BEYOND
BL-01	GLASS BALUSTRADE



Project:
118 CITY ROAD

Drawing Title:
EAST ELEVATION - ZONE B

Drawing Number:
TP-0-30-0090

Revision:
1

Date:
21/11/19

Scale:
1 : 300 @ A1

UNS / COX

REFER TO TP-0-31-0040 FACADE ELEVATION ZONE E



REFER TO TP-0-31-0010 FACADE ELEVATION ZONE B

GL-01	LOW-E EXTRA CLEAR SHOPFRONT GLAZING & DOORS
GL-02	LOW-E SILVER TINTED FACADE SYSTEM DOUBLE GLAZING / INSULATED PANEL
GL-03	CONCERTINA DOUBLE GLAZED FACADE
GL-04	DOUBLE GLAZED LOW-E EXTRA CLEAR SHOPFRONT GLAZING & DOORS
GL-05	COLORBACK GLAZING & DOORS MATCHED WITH GL-01
FC-01	ALUMINIUM FINS - LIGHT WARM COLOUR COMPOSITE
MTL-01	ALUMINIUM MULLIONS - LIGHT WARM COLOUR
MTL-02	ALUMINIUM LOUVERS - LIGHT WARM COLOUR SOLID COMPOSITE
MTL-03	ALUMINIUM SCREENS & LAMELLAS - LIGHT WARM COLOUR SOLID COMPOSITE
MTL-04	ALUMINIUM TILT DOOR - LIGHT WARM COLOR
CT-01	TERRACOTA TILES / CERAMIC - SPINE INNER FRAME CLADDING
GR-01	SOLID ALUMINIUM PANELS - SPINE OUTER FRAME
GR-02	GREEN WALL - SOLID ALUMINIUM PANELS BEYOND
BL-01	GLASS BALUSTRADE

Project: **118 CITY ROAD**

Drawing Title: **FACADE ELEVATIONS ZONE A - CITY ROAD**

Drawing Number: **TP-0-31-0000**

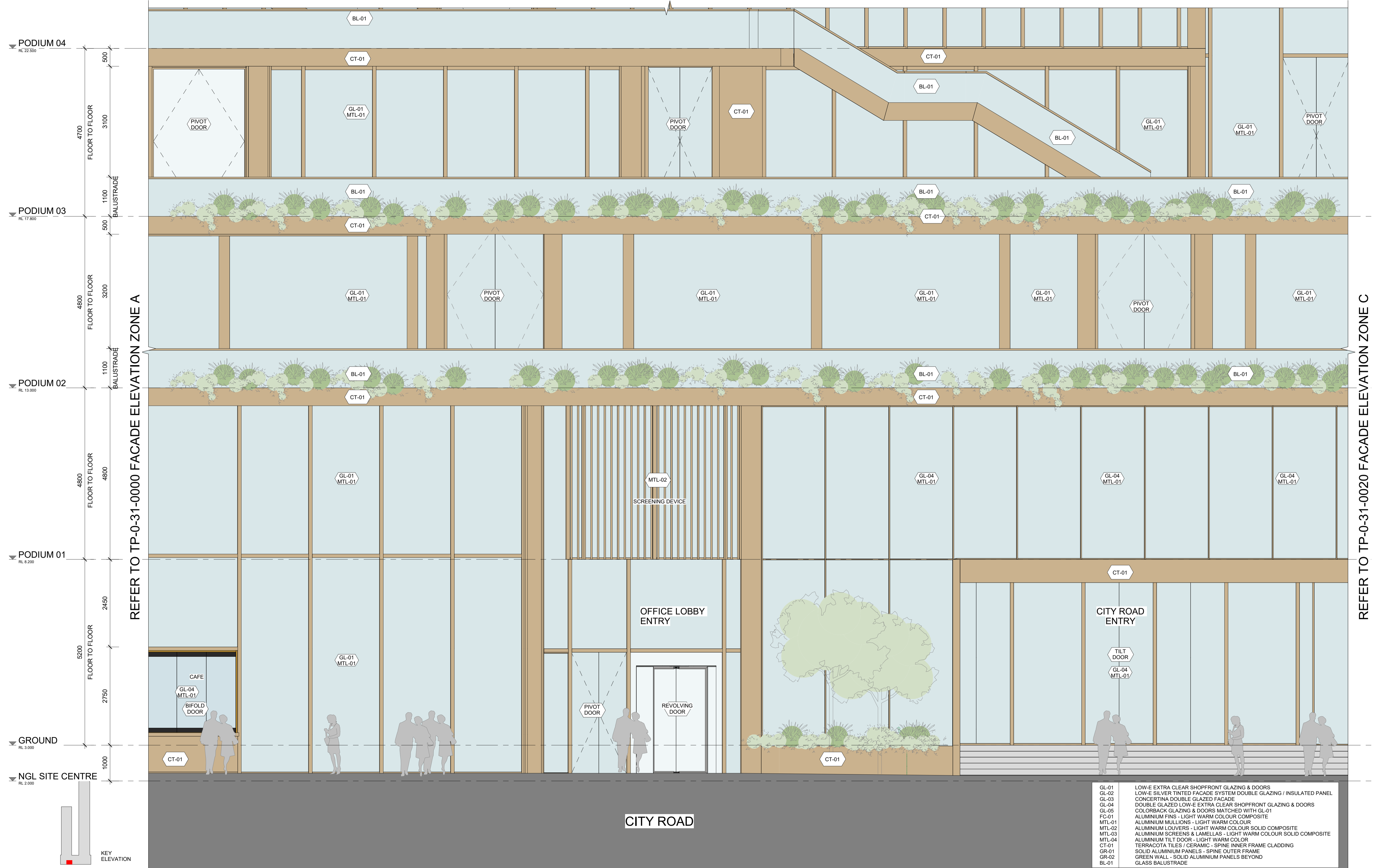
Revision: **2**

Date: **21/11/19**

Scale: **1 : 50 @ A1**



REFER TO TP-0-31-0050 FACADE ELEVATION ZONE F



REFER TO TP-0-31-0000 FACADE ELEVATION ZONE A

REFER TO TP-0-31-0020 FACADE ELEVATION ZONE C

GL-01	LOW-E EXTRA CLEAR SHOPFRONT GLAZING & DOORS
GL-02	LOW-E SILVER TINTED FACADE SYSTEM DOUBLE GLAZING / INSULATED PANEL
GL-03	CONCERTINA DOUBLE GLAZED FACADE
GL-04	DOUBLE GLAZED LOW-E EXTRA CLEAR SHOPFRONT GLAZING & DOORS
GL-05	COLORBACK GLAZING & DOORS MATCHED WITH GL-01
FC-01	ALUMINIUM FINIS - LIGHT WARM COLOUR COMPOSITE
MTL-01	ALUMINIUM MULLIONS - LIGHT WARM COLOUR
MTL-02	ALUMINIUM LOUVERS - LIGHT WARM COLOUR SOLID COMPOSITE
MTL-03	ALUMINIUM SCREENS & LAMELLAS - LIGHT WARM COLOUR SOLID COMPOSITE
MTL-04	ALUMINIUM TILT DOOR - LIGHT WARM COLOR
CT-01	TERRACOTTA TILES / CERAMIC - SPINE INNER FRAME CLADDING
GR-01	SOLID ALUMINIUM PANELS - SPINE OUTER FRAME
GR-02	GREEN WALL - SOLID ALUMINIUM PANELS BEYOND
BL-01	GLASS BALUSTRADE

REFER TO TP-0-31-0060 FACADE ELEVATION ZONE G

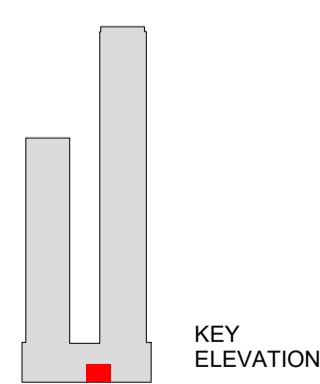


REFER TO TP-0-31-0010 FACADE ELEVATION ZONE B

REFER TO TP-0-31-0030 FACADE ELEVATION ZONE D

CITY ROAD

GL-01	LOW-E EXTRA CLEAR SHOPFRONT GLAZING & DOORS
GL-02	LOW-E SILVER TINTED FACADE SYSTEM DOUBLE GLAZING / INSULATED PANEL
GL-03	CONCERTINA DOUBLE GLAZED FACADE
GL-04	DOUBLE GLAZED LOW-E EXTRA CLEAR SHOPFRONT GLAZING & DOORS
GL-05	COLORBACK GLAZING & DOORS MATCHED WITH GL-01
FC-01	ALUMINIUM FINIS - LIGHT WARM COLOUR COMPOSITE
MTL-01	ALUMINIUM MULLIONS - LIGHT WARM COLOUR
MTL-02	ALUMINIUM LOUVERS - LIGHT WARM COLOUR SOLID COMPOSITE
MTL-03	ALUMINIUM SCREENS & LAMELLAS - LIGHT WARM COLOUR SOLID COMPOSITE
MTL-04	ALUMINIUM TILT DOOR - LIGHT WARM COLOR
CT-01	TERRACOTA TILES / CERAMIC - SPINE INNER FRAME CLADDING
GR-01	SOLID ALUMINIUM PANELS - SPINE OUTER FRAME
GR-02	GREEN WALL - SOLID ALUMINIUM PANELS BEYOND
BL-01	GLASS BALUSTRADE



REFER TO TP-0-31-0070 FACADE ELEVATION ZONE H



REFER TO TP-0-31-0020 FACADE ELEVATION ZONE C

TITLE BOUNDARY

TERRACE

SOUTHBANK BOULEVARD

CITY ROAD

GL-01	LOW-E EXTRA CLEAR SHOPFRONT GLAZING & DOORS
GL-02	LOW-E SILVER TINTED FACADE SYSTEM DOUBLE GLAZING / INSULATED PANEL
GL-03	CONCERTINA DOUBLE GLAZED FACADE
GL-04	DOUBLE GLAZED LOW-E EXTRA CLEAR SHOPFRONT GLAZING & DOORS
GL-05	COLORBACK GLAZING & DOORS MATCHED WITH GL-01
FC-01	ALUMINIUM FINIS - LIGHT WARM COLOUR COMPOSITE
MTL-01	ALUMINIUM MULLIONS - LIGHT WARM COLOUR
MTL-02	ALUMINIUM LOUVERS - LIGHT WARM COLOUR SOLID COMPOSITE
MTL-03	ALUMINIUM SCREENS & LAMELLAS - LIGHT WARM COLOUR SOLID COMPOSITE
MTL-04	ALUMINIUM TILT DOOR - LIGHT WARM COLOR
CT-01	TERRACOTA TILES / CERAMIC - SPINE INNER FRAME CLADDING
GR-01	SOLID ALUMINIUM PANELS - SPINE OUTER FRAME
GR-02	GREEN WALL - SOLID ALUMINIUM PANELS BEYOND
BL-01	GLASS BALUSTRADE

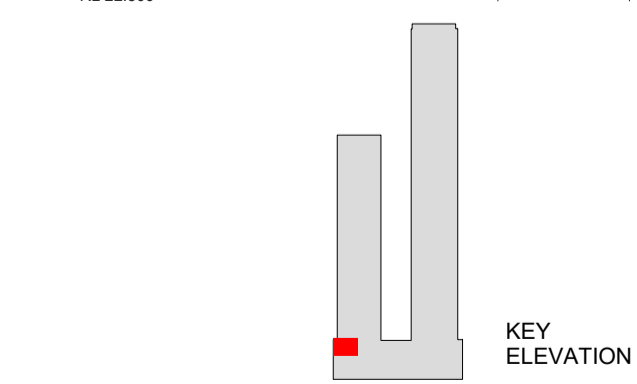
REFER TO TP-0-31-0000 TO TP-0-30-0010 CITY ROAD SOUTH ELEVATION



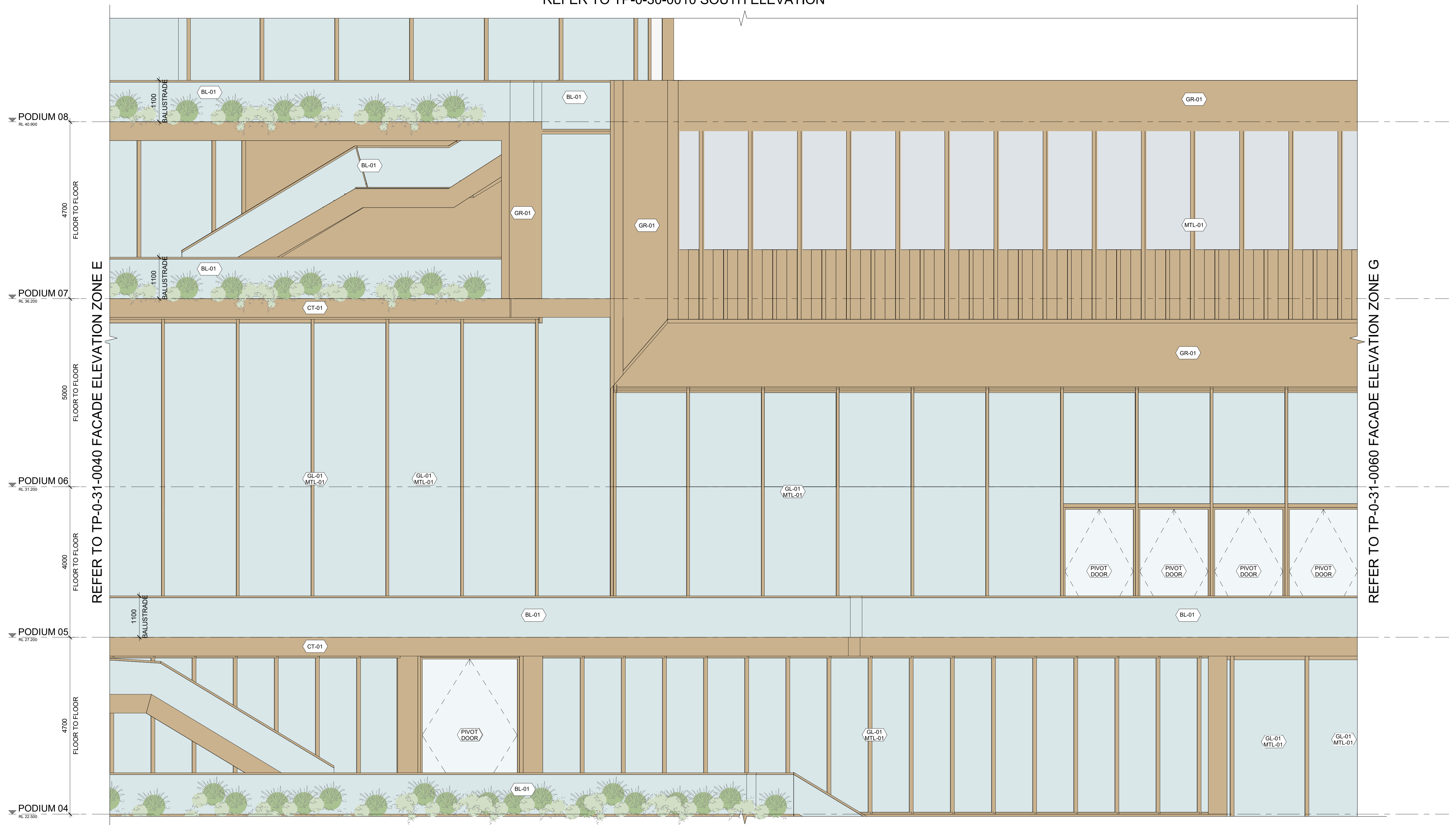
REFER TO TP-0-31-0050 FACADE ELEVATION ZONE F

REFER TO TP-0-31-0000 FACADE ELEVATION ZONE A

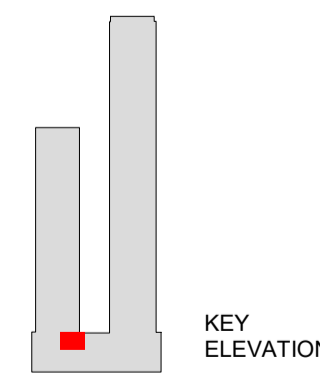
GL-01	LOW-E EXTRA CLEAR SHOPFRONT GLAZING & DOORS
GL-02	LOW-E SILVER TINTED FACADE SYSTEM DOUBLE GLAZING / INSULATED PANEL
GL-03	CONCERTINA DOUBLE GLAZED FACADE
GL-04	DOUBLE GLAZED LOW-E EXTRA CLEAR SHOPFRONT GLAZING & DOORS
GL-05	COLORBACK GLAZING & DOORS MATCHED WITH GL-01
FC-01	ALUMINIUM FINIS - LIGHT WARM COLOUR COMPOSITE
MTL-01	ALUMINIUM MULLIONS - LIGHT WARM COLOUR
MTL-02	ALUMINIUM LOUVERS - LIGHT WARM COLOUR SOLID COMPOSITE
MTL-03	ALUMINIUM SCREENS & LAMELLAS - LIGHT WARM COLOUR SOLID COMPOSITE
MTL-04	ALUMINIUM TILT DOOR - LIGHT WARM COLOR
CT-01	TERRACOTA TILES / CERAMIC - SPINE INNER FRAME CLADDING
GR-01	SOLID ALUMINIUM PANELS - SPINE OUTER FRAME
GR-02	GREEN WALL - SOLID ALUMINIUM PANELS BEYOND
BL-01	GLASS BALUSTRADE



REFER TO TP-0-30-0010 SOUTH ELEVATION

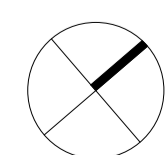


REFER TO TP-0-31-0010 FACADE ELEVATION ZONE B



KEY ELEVATION

GL-01	LOW-E EXTRA CLEAR SHOPFRONT GLAZING & DOORS
GL-02	LOW-E SILVER TINTED FACADE SYSTEM DOUBLE GLAZING / INSULATED PANEL
GL-03	CONCERTINA DOUBLE GLAZED FACADE
GL-04	DOUBLE GLAZED LOW-E EXTRA CLEAR SHOPFRONT GLAZING & DOORS
GL-05	COLORBACK GLAZING & DOORS MATCHED WITH GL-01
FC-01	ALUMINIUM FINN - LIGHT WARM COLOUR COMPOSITE
MTL-01	ALUMINIUM MULLIONS - LIGHT WARM COLOUR
MTL-02	ALUMINIUM LOUVERS - LIGHT WARM COLOUR SOLID COMPOSITE
MTL-03	ALUMINIUM SCREENS & LAMELLAS - LIGHT WARM COLOUR SOLID COMPOSITE
MTL-04	ALUMINIUM TILT DOOR - LIGHT WARM COLOR
CT-01	TERRACOTA TILES / CERAMIC - SPINE INNER FRAME GLAZING
GR-01	SOLID ALUMINIUM PANELS - SPINE OUTER FRAME
GR-02	GREEN WALL - SOLID ALUMINIUM PANELS BEYOND
BL-01	GLASS BALUSTRADE



Project: 118 CITY ROAD

Drawing Title: FACADE ELEVATIONS ZONE F - CITY ROAD

Drawing Number: TP-0-31-0050

Revision: 2

Date: 21/11/19

Scale: 1 : 50 @ A1



REFER TO TP-0-30-0010 SOUTH ELEVATION

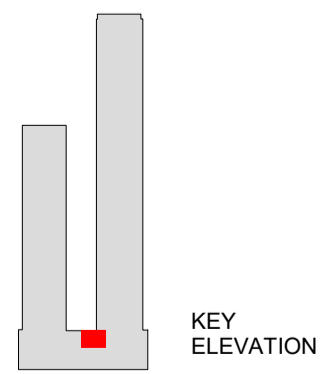


REFER TO TP-0-31-0050 FACADE ELEVATION ZONE F

REFER TO TP-0-31-0070 FACADE ELEVATION ZONE H

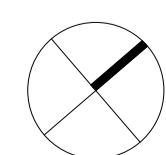
REFER TO TP-0-31-0020 FACADE ELEVATION ZONE C

SCALE 1:50



KEY ELEVATION

GL-01	LOW-E EXTRA CLEAR SHOPFRONT GLAZING & DOORS
GL-02	LOW-E SILVER TINTED FACADE SYSTEM DOUBLE GLAZING / INSULATED PANEL
GL-03	CONCERTINA DOUBLE GLAZED FACADE
GL-04	DOUBLE GLAZED LOW-E EXTRA CLEAR SHOPFRONT GLAZING & DOORS
GL-05	COLORBACK GLAZINGS & DOORS MATCHED WITH GL-01
FC-01	ALUMINIUM FINNS - LIGHT WARM COLOUR COMPOSITE
MTL-01	ALUMINIUM MULLIONS - LIGHT WARM COLOUR
MTL-02	ALUMINIUM LOUVERS - LIGHT WARM COLOUR SOLID COMPOSITE
MTL-03	ALUMINIUM SCREENS & LAMELLAS - LIGHT WARM COLOUR SOLID COMPOSITE
MTL-04	ALUMINIUM TILT DOOR - LIGHT WARM COLOR
CT-01	TERRACOTA TILES / CERAMIC - SPINE INNER FRAME GLAZING
GR-01	SOLID ALUMINIUM PANELS - SPINE OUTER FRAME
GR-02	GREEN WALL - SOLID ALUMINIUM PANELS BEYOND
BL-01	GLASS BALUSTRADE



Project: 118 CITY ROAD

Drawing Title: FACADE ELEVATIONS ZONE G - CITY ROAD

Drawing Number: TP-0-31-0060

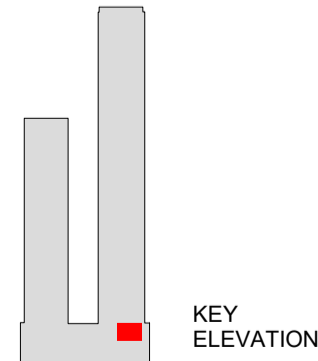
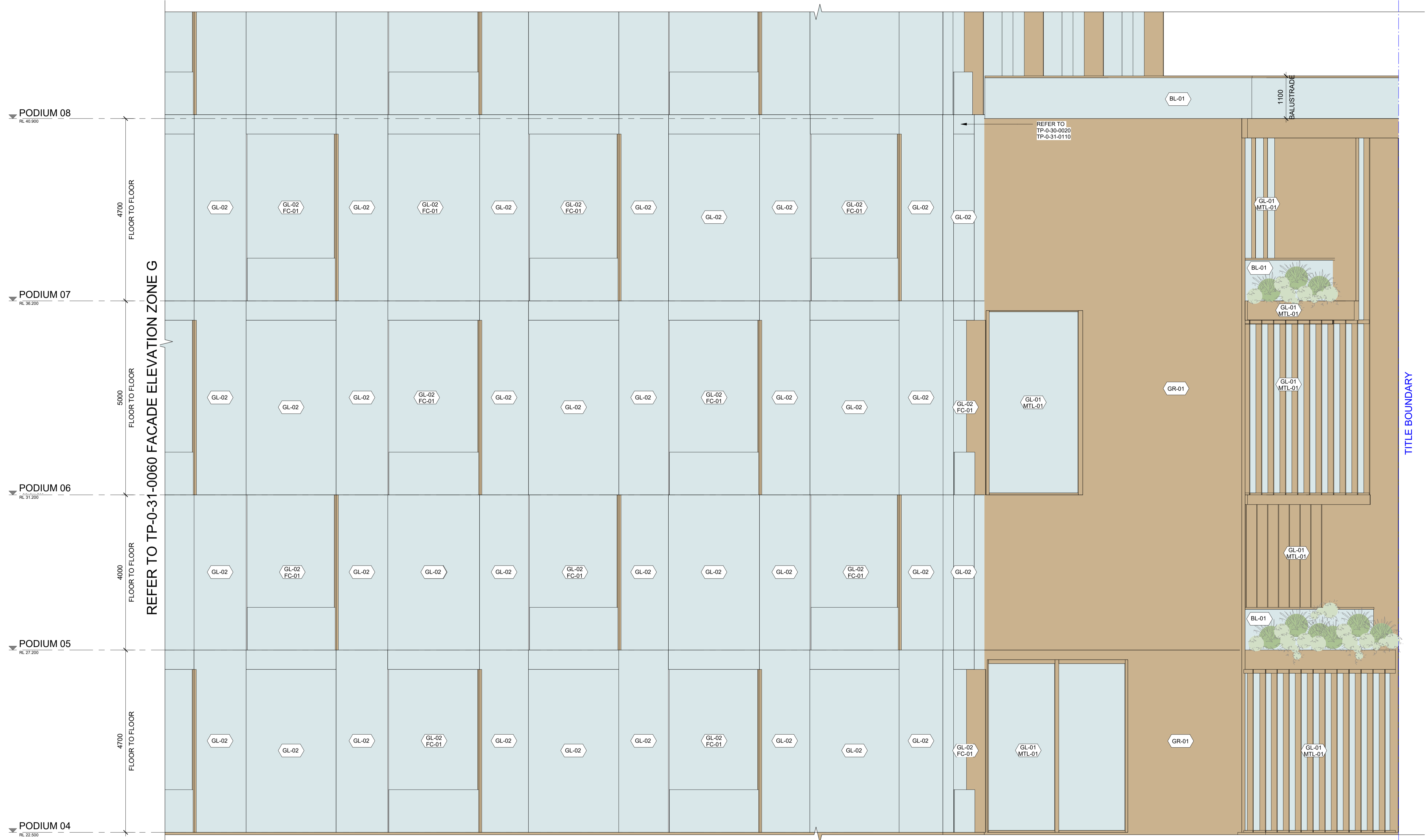
Revision: 2

Date: 21/11/19

Scale: 1 : 50 @ A1

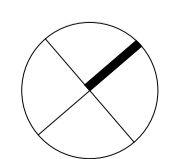


REFER TO TP-0-30-0010 SOUTH ELEVATION



GL-01	LOW-E EXTRA CLEAR SHOPFRONT GLAZING & DOORS
GL-02	LOW-E SILVER TINTED FACADE SYSTEM DOUBLE GLAZING / INSULATED PANEL
GL-03	CONCERTINA DOUBLE GLAZED FACADE
GL-04	DOUBLE GLAZED LOW-E EXTRA CLEAR SHOPFRONT GLAZING & DOORS
GL-05	COLORBACK GLAZING & DOORS MATCHED WITH GL-01
FC-01	ALUMINIUM FINNS - LIGHT WARM COLOUR COMPOSITE
MTL-01	ALUMINIUM MULLIONS - LIGHT WARM COLOUR
MTL-02	ALUMINIUM LOUVERS - LIGHT WARM COLOUR SOLID COMPOSITE
MTL-03	ALUMINIUM SCREENS & LAMELLAS - LIGHT WARM COLOUR SOLID COMPOSITE
MTL-04	ALUMINIUM TILT DOOR - LIGHT WARM COLOR
CT-01	TERRACOTA TILES / CERAMIC - SPINE INNER FRAME CLADDING
GR-01	SOLID ALUMINIUM PANELS - SPINE OUTER FRAME
GR-02	GREEN WALL - SOLID ALUMINIUM PANELS BEYOND
BL-01	GLASS BALUSTRADE

REFER TO TP-0-31-0100 FACADE ELEVATION ZONE C



Project: **118 CITY ROAD**

Drawing Title: **FACADE ELEVATION ZONE A - SOUTHBANK BLVD.**

Drawing Number: **TP-0-31-0080**

Revision: **2**

Date: **21/11/19**

Scale: **1 : 50 @ A1**

UNS / COX

REFER TO TP-0-31-0110 FACADE ELEVATION ZONE D

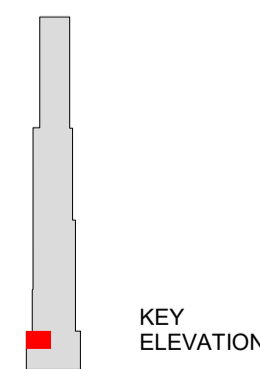


REFER TO TP-0-31-0000-TP-0-31-0070 SOUTHBANK BLVD. ELEVATIONS



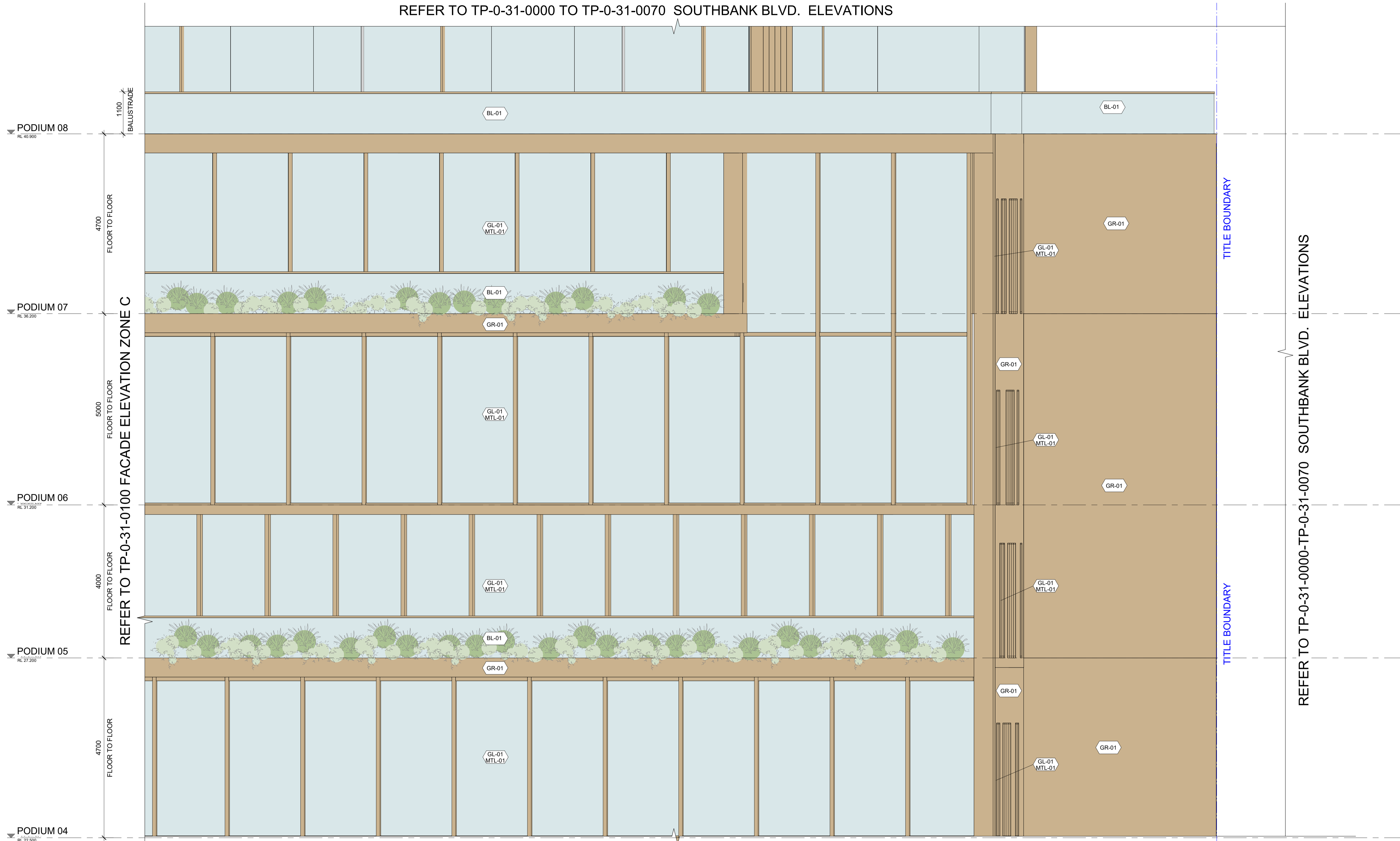
REFER TO TP-0-31-0080 FACADE ELEVATION ZONE A

SCALE 1:50



GL-01	LOW-E EXTRA CLEAR SHOPFRONT GLAZING & DOORS
GL-02	LOW-E SILVER TINTED FACADE SYSTEM DOUBLE GLAZING / INSULATED PANEL
GL-03	CONCERTINA DOUBLE GLAZED FACADE
GL-04	DOUBLE GLAZED LOW-E EXTRA CLEAR SHOPFRONT GLAZING & DOORS
GL-05	COLORBACK GLAZING & DOORS MATCHED WITH GL-01
FC-01	ALUMINIUM FINNS - LIGHT WARM COLOUR COMPOSITE
MTL-01	ALUMINIUM MULLIONS - LIGHT WARM COLOUR
MTL-02	ALUMINIUM LOUVERS - LIGHT WARM COLOUR SOLID COMPOSITE
MTL-03	ALUMINIUM SCREENS & LAMELLAS - LIGHT WARM COLOUR SOLID COMPOSITE
MTL-04	ALUMINIUM TILT DOOR - LIGHT WARM COLOR
CT-01	TERRACOTA TILES / CERAMIC - SPINE INNER FRAME CLADDING
GR-01	SOLID ALUMINIUM PANELS - SPINE OUTER FRAME
GR-02	GREEN WALL - SOLID ALUMINIUM PANELS BEYOND
BL-01	GLASS BALUSTRADE

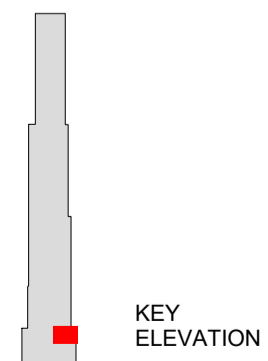
REFER TO TP-0-31-0000 TO TP-0-31-0070 SOUTHBANK BLVD. ELEVATIONS



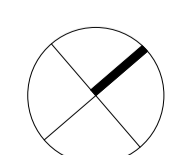
REFER TO TP-0-31-0100 FACADE ELEVATION ZONE C

REFER TO TP-0-31-0090 FACADE ELEVATION ZONE B

SCALE 1:50



GL-01	LOW-E EXTRA CLEAR SHOPFRONT GLAZING & DOORS
GL-02	LOW-E SILVER TINTED FACADE SYSTEM DOUBLE GLAZING / INSULATED PANEL
GL-03	CONCERTINA DOUBLE GLAZED FACADE
GL-04	DOUBLE GLAZED LOW-E EXTRA CLEAR SHOPFRONT GLAZING & DOORS
GL-05	COLORBACK GLAZING & DOORS MATCHED WITH GL-01
FC-01	ALUMINIUM FINNS - LIGHT WARM COLOUR COMPOSITE
MTL-01	ALUMINIUM MULLIONS - LIGHT WARM COLOUR
MTL-02	ALUMINIUM LOUVERS - LIGHT WARM COLOUR SOLID COMPOSITE
MTL-03	ALUMINIUM SCREENS & LAMELLAS - LIGHT WARM COLOUR SOLID COMPOSITE
MTL-04	ALUMINIUM TILT DOOR - LIGHT WARM COLOR
CT-01	TERRACOTA TILES / CERAMIC - SPINE INNER FRAME CLADDING
GR-01	SOLID ALUMINIUM PANELS - SPINE OUTER FRAME
GR-02	GREEN WALL - SOLID ALUMINIUM PANELS BEYOND
BL-01	GLASS BALUSTRADE



Project: 118 CITY ROAD

Drawing Title: FACADE ELEVATION ZONE D - SOUTHBANK BLVD.

Drawing Number: TP-0-31-0110

Revision: 2

Date: 21/11/19

Scale: 1 : 50 @ A1



REFER TO TP-0-31-0160 FACADE ELEVATION ZONE E



REFER TO TP-0-31-0130 FACADE ELEVATION ZONE B

GL-01	LOW-E EXTRA CLEAR SHOPFRONT GLAZING & DOORS
GL-02	LOW-E SILVER TINTED FACADE SYSTEM DOUBLE GLAZING / INSULATED PANEL
GL-03	CONCERTINA DOUBLE GLAZED FACADE
GL-04	DOUBLE GLAZED LOW-E EXTRA CLEAR SHOPFRONT GLAZING & DOORS
GL-05	COLORBACK GLAZING & DOORS MATCHED WITH GL-01
FC-01	ALUMINIUM FINNS - LIGHT WARM COLOUR COMPOSITE
MTL-01	ALUMINIUM MULLIONS - LIGHT WARM COLOUR
MTL-02	ALUMINIUM LOUVERS - LIGHT WARM COLOUR SOLID COMPOSITE
MTL-03	ALUMINIUM SCREENS & LAMELLAS - LIGHT WARM COLOUR SOLID COMPOSITE
MTL-04	ALUMINIUM TILT DOOR - LIGHT WARM COLOR
CT-01	TERRACOTA TILES / CERAMIC - SPINE INNER FRAME CLADDING
GR-01	SOLID ALUMINIUM PANELS - SPINE OUTER FRAME
GR-02	GREEN WALL - SOLID ALUMINIUM PANELS BEYOND
BL-01	GLASS BALUSTRADE

REFER TO TP-0-31-0170 FACADE ELEVATION ZONE F



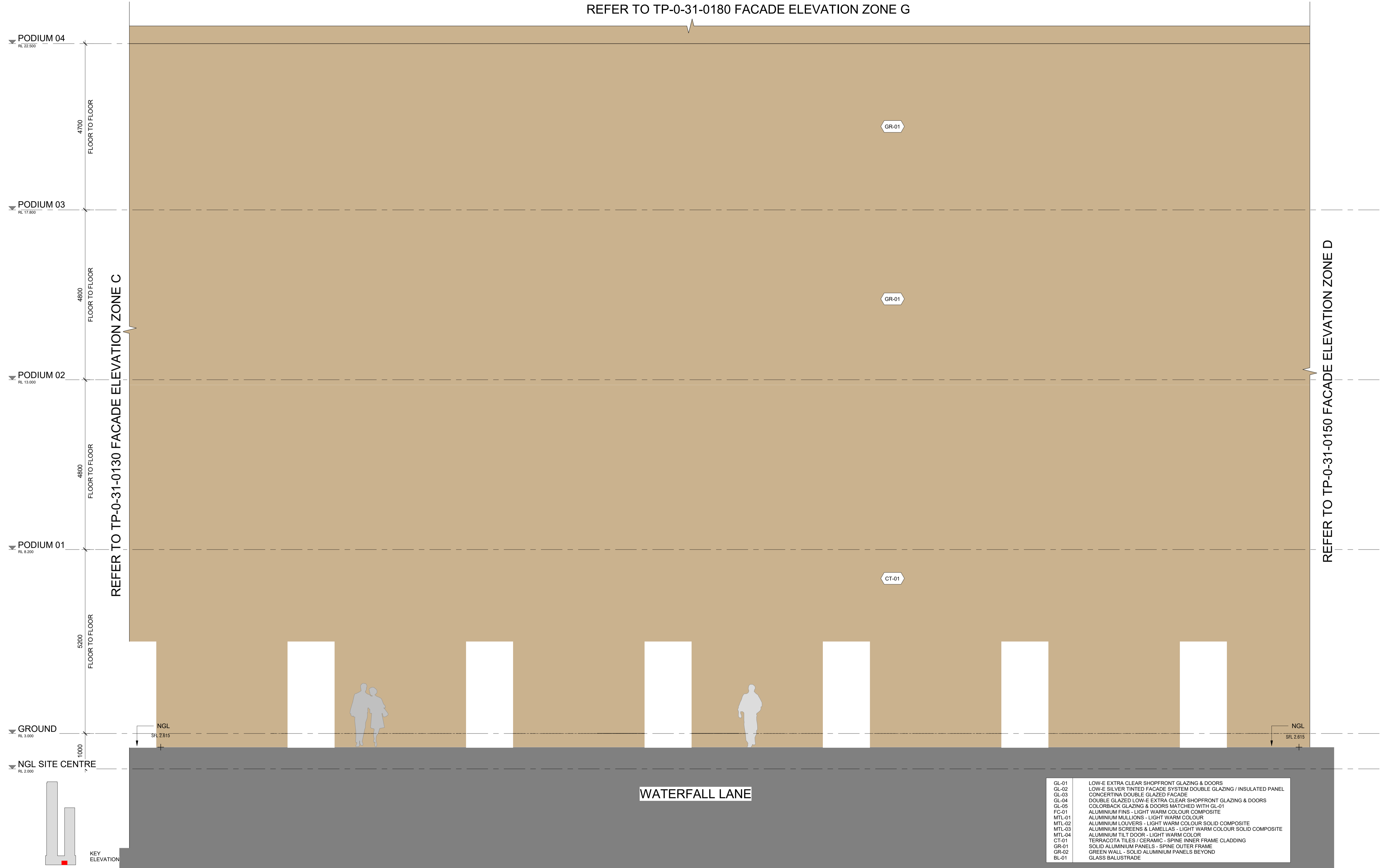
REFER TO TP-0-31-0120 FACADE ELEVATION ZONE A

REFER TO TP-0-31-0140 FACADE ELEVATION ZONE C

WATERFALL LANE

GL-01	LOW-E EXTRA CLEAR SHOPFRONT GLAZING & DOORS
GL-02	LOW-E SILVER TINTED FACADE SYSTEM DOUBLE GLAZING / INSULATED PANEL
GL-03	CONCERTINA DOUBLE GLAZED FACADE
GL-04	DOUBLE GLAZED LOW-E EXTRA CLEAR SHOPFRONT GLAZING & DOORS
GL-05	COLORBACK GLAZING & DOORS MATCHED WITH GL-01
FC-01	ALUMINIUM FINS - LIGHT WARM COLOUR COMPOSITE
MTL-01	ALUMINIUM MULLIONS - LIGHT WARM COLOUR
MTL-02	ALUMINIUM LOUVERS - LIGHT WARM COLOUR SOLID COMPOSITE
MTL-03	ALUMINIUM SCREENS & LAMELLAS - LIGHT WARM COLOUR SOLID COMPOSITE
MTL-04	ALUMINIUM TILT DOOR - LIGHT WARM COLOR
CT-01	TERRACOTA TILES / CERAMIC - SPINE INNER FRAME CLADDING
GR-01	SOLID ALUMINIUM PANELS - SPINE OUTER FRAME
GR-02	GREEN WALL - SOLID ALUMINIUM PANELS BEYOND
BL-01	GLASS BALUSTRADE

REFER TO TP-0-31-0180 FACADE ELEVATION ZONE G



REFER TO TP-0-31-0130 FACADE ELEVATION ZONE C

REFER TO TP-0-31-0150 FACADE ELEVATION ZONE D

WATERFALL LANE

GL-01	LOW-E EXTRA CLEAR SHOPFRONT GLAZING & DOORS
GL-02	LOW-E SILVER TINTED FACADE SYSTEM DOUBLE GLAZING / INSULATED PANEL
GL-03	CONCERTINA DOUBLE GLAZED FACADE
GL-04	DOUBLE GLAZED LOW-E EXTRA CLEAR SHOPFRONT GLAZING & DOORS
GL-05	COLORBACK GLAZING & DOORS MATCHED WITH GL-01
FC-01	ALUMINIUM FINNS - LIGHT WARM COLOUR COMPOSITE
MTL-01	ALUMINIUM MULLIONS - LIGHT WARM COLOUR
MTL-02	ALUMINIUM LOUVERS - LIGHT WARM COLOUR SOLID COMPOSITE
MTL-03	ALUMINIUM SCREENS & LAMELLAS - LIGHT WARM COLOUR SOLID COMPOSITE
MTL-04	ALUMINIUM TILT DOOR - LIGHT WARM COLOR
CT-01	TERRACOTA TILES / CERAMIC - SPINE INNER FRAME CLADDING
GR-01	SOLID ALUMINIUM PANELS - SPINE OUTER FRAME
GR-02	GREEN WALL - SOLID ALUMINIUM PANELS BEYOND
BL-01	GLASS BALUSTRADE

REFER TO TP-0-31-0190 FACADE ELEVATION ZONE H



GL-01	LOW-E EXTRA CLEAR SHOPFRONT GLAZING & DOORS
GL-02	LOW-E SILVER TINTED FACADE SYSTEM DOUBLE GLAZING / INSULATED PANEL
GL-03	CONCERTINA DOUBLE GLAZED FACADE
GL-04	DOUBLE GLAZED LOW-E EXTRA CLEAR SHOPFRONT GLAZING & DOORS
GL-05	COLORBACK GLAZING & DOORS MATCHED WITH GL-01
FC-01	ALUMINIUM FINS - LIGHT WARM COLOUR COMPOSITE
MTL-01	ALUMINIUM MULLIONS - LIGHT WARM COLOUR
MTL-02	ALUMINIUM LOUVERS - LIGHT WARM COLOUR SOLID COMPOSITE
MTL-03	ALUMINIUM SCREENS & LAMELLAS - LIGHT WARM COLOUR SOLID COMPOSITE
MTL-04	ALUMINIUM TILT DOOR - LIGHT WARM COLOR
CT-01	TERRACOTA TILES / CERAMIC - SPINE INNER FRAME CLADDING
GR-01	SOLID ALUMINIUM PANELS - SPINE OUTER FRAME
GR-02	GREEN WALL - SOLID ALUMINIUM PANELS BEYOND
BL-01	GLASS BALUSTRADE