
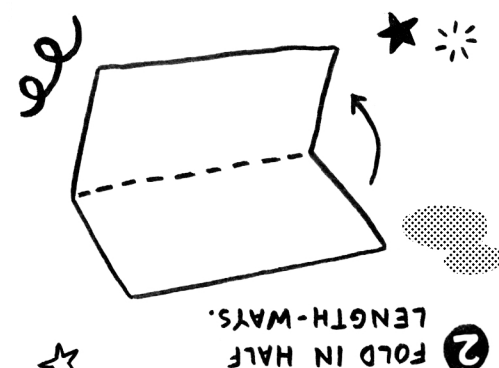
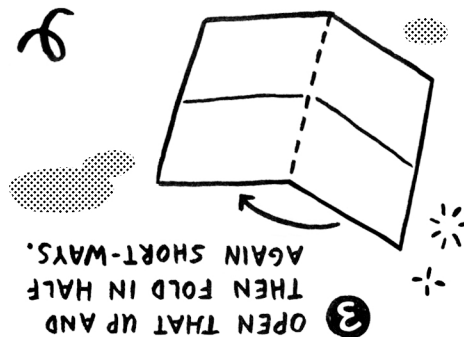
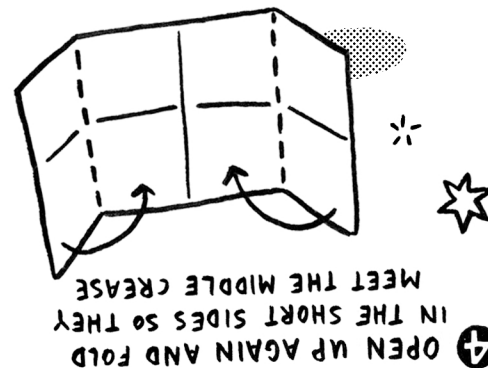



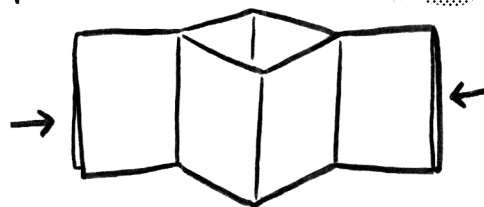


6 CUT THE FOLDED SIDE OF THE PAPER TO THE NEXT CREASE.



7 FOLD YOUR PAPER IN HALF LENGTH-WAYS AND PUSH THE SIDES IN.



FILL UP YOUR BLANK ZINE WITH SOME FUN CONTENT!

CLASSIC ZINE MEDIUMS

- TEXTAS • COLLAGE
- FINELINERS
- PENCILS • PHOTOS
- TAPE • STICKERS
- STAMPS • TYPEWRITERS

...AND THE BEST THING ABOUT THIS ZINE FORMAT IS YOU CAN UNFOLD YOUR CREATION AND PHOTOCOPY AS MANY AS YOU LIKE!

BY
ASHLEY
RONNING

HAVE FUN!



5

4

3

2

YOU CAN USE THIS SIDE AS A TEMPLATE FOR YOUR OWN ZINE!

6

7

8

1