


# ARTPLAY AT HOME



## Visual treasure hunt

BY CHARLIE SUBLET



# Hunt for visual treasures around your everyday environment



## Instructions

First start to wander aimlessly and SLOWLY like a turtle until something that intrigues you captures your eye. It might be as ordinary as a crack in a wall or a blade of grass – but in your mind that crack can become a river in a desert and the blade of grass a battlefield sword.

Watch it for a few moments. Explore it. Walk around it. Look at it from all sides. Look at it from above and look at it from below.

When you have found that perfect angle that makes you buzz, take a photo or make a drawing. Take your time.



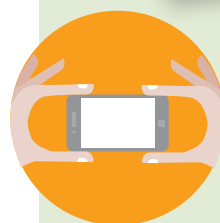

## You will need

- **Imagination (we all have it - it came with birth!)**
- **A digital or phone camera and/or drawing materials (e.g. sketch book and markers / pencils)**

## Exhibition

**Take a few moments to look at your artwork. Do you want to adjust anything or is it 'finished'?**

**When you are satisfied, photograph the work.**



**Share photos of your work on the ArtPlay Facebook page or on Instagram - tag us @artplaykids and hashtag #artplayathome**

[www.melbourne.vic.gov.au/artplay](http://www.melbourne.vic.gov.au/artplay)