

Management report to Council**Agenda item 6.2****Quarterly performance reporting – Council Plan Major Initiatives, Finances and Capital Program****Council****Presenter:** Alison Leighton, Chief Executive Officer**26 September 2023****Purpose and background**

1. The purpose of this report is to inform the community of the performance of Council at the end of the fourth quarter of the financial year, as set out in the attachments, outlining:
 - 1.1. Council's quarterly performance against the Council Plan 2021–25 strategic objectives
 - 1.2. the quarterly financial performance of the Council Works Program, including the progress of Council's major projects
 - 1.3. the quarterly financial performance of the Council and Budget, in accordance with the *Local Government Act 2020 (Act)*.

Key issues

2. This report provides an overall view of Council performance and delivery against the Council Plan 2021–25, Council Works Program and the Budget 2022–23.
3. Attached are the:
 - 3.1. Council Plan quarter four summary report (Attachment 2).
 - 3.2. Council Plan quarter four performance report (Attachment 3).
 - 3.3. Council Works Program quarter four summary report (Attachment 4).
 - 3.4. Council Works Program quarter four report – record of program adjustments (Attachment 5).
 - 3.5. Capital Works recommended carry forward of capital funds into 2023–24 (Attachment 6).
 - 3.6. Financial Performance Summary Report and Budget for quarter four (Attachment 7).
 - 3.7. Financial Performance Report for quarter four (Attachment 8).
 - 3.8. Supplementary Valuations Report (Attachment 9).
 - 3.9. Overview of Supplementary Valuations Returns (Attachment 10).
4. Achievements in the delivery of the Council Plan 2021–25 for this quarter include:
 - 4.1. (under 'Economy of the future') The city's premier retail event, Shop the City, successfully drove visitation and spend across the city's broad retail offering in June.
 - 4.2. (under 'Melbourne's unique identity and place') The Munro's Corner, Stages 3 to 5 of the Therry Street streetscape renewal were completed.
 - 4.3. (under 'Aboriginal Melbourne') City of Melbourne (CoM) was honoured to have Antoinette Braybrook deliver a highly impactful National Reconciliation Week Oration. This was part of a week of successful activities culminating in the Mabo Day Concert, curated by Lisa Maza and attended by 510 people.
 - 4.4. (under 'Climate and Biodiversity Emergency') A flagship Urban Forest Fund greening project at Victoria Point on the concourse between Marvel Stadium and Southern Cross Railway Station has been signed off as complete.

- 4.5. (under 'Access and Affordability') Brens Pavilion stage one works have been completed with sports clubs moving in and fully utilising the new facilities delivering on the commitment to increase and upgrade accessible, inclusive spaces for women in City of Melbourne sports facilities.
 - 4.6. (under 'Safety and Wellbeing') Community Resilience Assessment workshops were completed for the Carlton community, with 20 community members, including residents of the Carlton Public Housing estate.
5. The financial year 2022–23 capital works portfolio consisted of 142 programs and projects with a Council approved budget of \$288 million. This budget comprised \$274 million capital works (\$221 million new works and \$53 million renewals works) and \$14 million maintenance works. This budget included \$35 million approved carried forward from the last financial year 2021–22.
- 5.1. Until the end of fourth quarter, there were net portfolio adjustments of \$12.9 million with an adjusted budget of \$275.4 million, of which, by the end of financial year, \$185.6 million was delivered. This was the highest amount of capital works ever delivered by CoM, nearly \$16 million more than the last record at the end of financial year 2020–21.
 - 5.2. Key project adjustments included:
 - 5.2.1. Reducing \$750,000 of Department of Transport and Planning (DTP) grant from Poplar Road Pedestrian Crossing while DTP is resolving project technical problems before handing the project back to CoM in financial year 2023–24.
 - 5.2.2. In partnership with the Victorian Government, CoM is launching its first creative hub in the heart of the city, offering a range of affordable spaces to support the creative sector. The \$500,000 budget for this project is fully grant funded.
 - 5.3. Projects with key variances include: Kensington Community Recreation Centre (\$11.7 million underspend) with unforeseen delays halting the project; Queen Victoria Market Precinct Renewal project (\$26.6 million underspend) due to Heritage Shed restoration and necessary changes in procurement strategy; Technology and Digital Innovation programs (\$4.4 million underspend) due to market forces; Make Room Refurbishment (\$5.5 million underspend) due to delay in receiving the philanthropic funds; Munro Library (\$3.1 million underspend) due to changes in landscape design and works on the footpath; and Greenline (\$3.24 million) budget adjustment. The maintenance portfolio delivered nearly 14 per cent ahead of its budget, and the Asset Renewal portfolio achieved 97 per cent of the year to date budget.
 - 5.4. In response to the Notice of Motion resolved on 7 June 2022, a high level overview of the Stage 1 and a proposal validation on Stage 2 and 3 of the Elizabeth Street Opportunities Plan were undertaken to identify areas of focus that will inform the comprehensive feasibility studies for the subsequent phases. A detailed lessons learned on Stage 1 of the Plan will also be completed that will inform the feasibility study for subsequent phases. Once completed, this study will be presented to Councillors with an anticipated timing of March 2024.
 - 5.5. By the end of quarter four, the number of projects with overall Red Amber Green status as red dropped from 11 prior months to 10; furthermore, the projects with overall amber status reduced from 44 to 37; accordingly, it resulted in an improvement of projects with an overall green rating from 83 to 91 projects.
6. The result from ordinary activities for the fourth quarter ending 30 June 2023 was an underlying net deficit of \$25.5 million versus a budget deficit of \$16.2 million. The unfavourable variance of \$9.3 million was mainly driven by reduced parking fine infringements revenue (\$9.1 million), the timing of operating grant income (\$12.9 million) and reclassification of components of capital work in progress expenditure to expenses (\$6.3 million). This was partially offset by the timing of Melbourne City Revitalisation Fund grant expenditure (\$12.8 million), prudent vacancy management (\$4.0 million) and higher construction zone permits revenue (\$4.0 million).

Recommendation from management

7. That Council:
 - 7.1. Adopts the Council Plan 2021–25 quarter four summary report and performance report (refer Attachments 2 and 3 of the report from management) and publishes this information on the City of Melbourne website, authorising the Chief Executive Officer to make any further minor editorial changes to the report prior to publication.
 - 7.2. Adopts the 2022–23 Council Works Program quarter four summary report (Attachment 4 of the report from management).
 - 7.3. Approves program adjustments in the Council Works Program, within the overall adopted budget funding envelope, as follows (Attachment 5 of the report from management):
 - 7.3.1. No new budget allocation.
 - 7.3.2. Additional budget from external funding for:
 - 7.3.2.1. 271 Collins Street Office Tenancy Fitout – \$500,000 to fitout multiple tenancies for Creative Arts industry use. The project is funded through Melbourne City Revitalisation Fund \$350,000 and Creative Victoria \$150,000.
 - 7.3.3. Additional budget from internal funding:
 - 7.3.3.1. Pedestrian Monitoring Program (expansion of sensor network) – increase of \$95,752 to accelerate works.
 - 7.3.3.2. Pedestrian Monitoring (renewal and maintenance of sensors) – increase of \$72,598 to complete urgent works this financial year.
 - 7.3.4. Reduce budget for:
 - 7.3.4.1. Poplar Road Pedestrian Crossing – The Department of Transport and Planning (DTP) took the lead in consulting with stakeholders, completed extensive community engagement in 2022, and currently assisting in resolving issues identified by their internal technical teams; it will hand over the project to City of Melbourne for delivery in 2023–24. Accordingly, the DTP funding still needs to be confirmed. Therefore, the \$750,000 grant funding will be taken off the project in the current financial year, and the \$750,000 Council funding will be carried forward to the next financial year.
 - 7.4. Notes funding and accounting adjustments for:
 - 7.4.1. Aboriginal Melbourne – City Village Level 7 Fit Out – the external contribution of \$45,000 budget is an OPEX funding and cannot be converted to CAPEX. Therefore, it will be funded through Accommodation Modification Program.
 - 7.4.2. Accommodation Modification Program – Budget adjustment; shifting \$45,000 to City Village Level 7 Fit Out for Aboriginal Melbourne to cover the budget requirements that could not be funded through external contribution, due to operational nature of the external funding.
 - 7.4.3. Advance Urban Design – \$60,000 budget adjustment shifted to Advance Landscape Architecture Design and Advance Parks Design projects for unexpected additional strategic and design advice.
 - 7.4.4. Advance Landscape Architecture Design – additional increase of \$30,000 to the project.
 - 7.4.5. Advance Parks Design – \$30,000 additional increase to the project.

- 7.4.6. Advance Streetscape Design – \$10,000 budget adjustment shifted to Advance Industrial Design project to cover unexpected additional work.
- 7.4.7. Advance Industrial Design – \$10,000 additional increase to the project.
- 7.5. Adopts the 2022–23 fourth quarter Financial Performance Report (Attachments 7 to 10 of the report from management).

Attachments:

- 1. Supporting Attachment (Page 5 of 55)
- 2. Council Plan quarter four summary report (Page 6 of 55)
- 3. Council Plan quarter four performance report (Page 7 of 55)
- 4. Council Works Program quarter four summary report (Page 27 of 55)
- 5. Council Works Program quarter four report – record of program adjustments (Page 35 of 55)
- 6. Capital Works recommended carry forward of capital funds into 2023–24 (Page 37 of 55)
- 7. Financial Performance Summary Report and Budget for quarter four (Page 38 of 55)
- 8. Financial Performance Report for quarter four (Page 39 of 55)
- 9. Supplementary Valuations Report (Page 53 of 55)
- 10. Overview of Supplementary Valuations Returns (Page 54 of 55)

Supporting Attachment

Legal

1. Section 97(1) of the Act provides that as soon as practicable after the end of each quarter of the financial year, the Chief Executive Officer must ensure that a quarterly budget report is presented to a Council meeting which is open to the public.
2. Section 97(2) of the Act provides that the report must include:
 - 2.1. a comparison of the actual and budgeted results to date
 - 2.2. an explanation of any material variations
 - 2.3. any other matters prescribed by regulations under the Act (none at present).

Finance

3. The financial implications are detailed in the body of the report and attachments.

Conflict of interest

4. No member of Council staff, or other person engaged under a contract, involved in advising on or preparing this report has declared a material or general conflict of interest in relation to the matter of the report.

Health and Safety

5. In developing this proposal, no occupational health and safety issues or opportunities have been identified.

Stakeholder consultation

6. Not applicable.

Relation to Council policy

7. The report provides an update on progress towards delivering the Council Plan 2021–25.

Environmental sustainability

8. Environmental sustainability issues or opportunities are not directly related to this report, but are covered as part of the matters raised in the attachments to this report.

Council Plan quarter four summary report April to June 2023**Background**

1. The Council endorsed the City of Melbourne's Council Plan 2021–25 (including the Public Health and Wellbeing Plan) on 29 June 2021.
2. The Council Plan outlines the Council's commitment to the community, including Council's four-year strategic objectives, priorities, major initiatives and indicators of success.
3. Each year, as required under the *Local Government Act 2020*, the Council produces a public annual report of progress on the implementation of the Council Plan.
4. In addition, the City of Melbourne provides a quarterly public progress report on the implementation of major initiatives under each Council strategic objective. This enables the Council to provide a regular account of performance to the community while highlighting any notable achievements or issues.

Key issues

5. The public quarterly report for the period April to June 2023 is attached, covering progress against the Council's strategic objectives; these being:
 - 5.1. Economy of the future
 - 5.2. Melbourne's unique identity and place
 - 5.3. Aboriginal Melbourne
 - 5.4. Climate and biodiversity emergency
 - 5.5. Access and affordability
 - 5.6. Safety and wellbeing.
6. The majority of the 52 major initiatives are on track, with one completed in the 2021–22 financial year, one completed in this (2022–23) financial year and one to be discontinued at the end of this (2022–23) financial year. Thirteen initiatives are delayed, although the delivery of all major initiatives within the Council Plan term is on track.
7. The quarterly report for April to June 2023 will be made available on the City of Melbourne website.

Strategic Objective: Economy of the Future

We will focus on driving economic recovery and creating the conditions for a strong, adaptive, sustainable and thriving future city economy supported by a diverse mix of industries and jobs that provide dignity and opportunity.

Key developments this quarter (April to June 2023)

What we achieved against our Strategic Objective:

- The city's premier retail event, Shop the City, successfully drove visitation and spend across the city's broad retail offering in May.
- The Only in the City destination marketing platform and the City Stories exhibition were launched to promote Melbourne as a creative, vibrant, and innovative city.
- Creative sector support included the delivery of the Collins Street Studio, the Leasing Roadmap, and the Creative Spaces website, which sustained a 38 per cent increase in visitation and number of listings, compared to January 2022.
- City of Melbourne is supporting ten recipients through the Social Enterprise Grants with up to \$20,000 per recipient.
- The 'City Stories' exhibition and a panel at Melbourne Design Week had 300 attendees. The project trialled creative storytelling and community co-design to connect stories about sensors and data with issues that affect our community.
- A Sustainable Development Goals (SDG) 90 Day Innovation Program has been designed for staff who are subject matter experts from across the organisation to work together to fast track SDG progress.
- City of Melbourne and The Couch student programs engaged more than 2,000 international students with a range of experiences, with international student numbers increasing to 94 per cent of the pre-COVID level.
- The Melbourne Visitor Hub has expanded its merchandise fit out and locally made merchandise range. Local artists were commissioned for a bespoke range of products.
- Installation of the pre-fabricated pocket park at Yanonung Quay progressed. This temporary pocket park provides additional landscaping and seating options for visitors and ferry patrons to enjoy waterside views, and space to grab a coffee and admire the Cow Up A Tree artwork.









Risks and issues this quarter












Accelerator programs delivered in partnership with external organisations have been scheduled later than originally anticipated. Delivery of our major initiatives within the Council Plan term is on track.

The major initiatives we're delivering	Council's role	Progress on meeting our milestones for 2022-23	Confidence in delivery by Council Plan term end
Continue to strengthen Melbourne's economic recovery, including through precinct and shopfront activation, delivery of an enhanced <u>business concierge service</u> and support for the night-time economy.	Deliver	On track	☑
Ensure Melbourne is the easiest place to start and grow a business through the establishment of Invest Melbourne.	Deliver	On track	☑
Drive economic growth and resilience by implementing the <u>Economic Development Strategy</u> , focusing support on existing and emerging industry sectors.	Deliver Partner	On track	☑
Work in partnership with the Victorian Government and other stakeholders to advocate for and deliver integrated high-quality public and active transport in urban renewal areas.	Partner	On track	☑
Establish Experience Melbourne and refresh the program of City of Melbourne-owned and <u>sponsored events</u> to maximise opportunities to drive visitation and spend.	Deliver Partner	On track	☑

The major initiatives we're delivering	Council's role	Progress on meeting our milestones for 2022-23	Confidence in delivery by Council Plan term end
Market and promote Melbourne as a great place to live for all, while ensuring key workers have access to affordable housing.	Deliver	Completed	✓
Increase visitation to Docklands by partnering with the Victorian Government and key stakeholders to enable reconstruction and redevelopment in Central Pier and surrounds.	Partner Advocate	On track	✓
Review Melbourne's international relationships to optimise future and existing partnerships to enable mutual growth and opportunity.	Deliver	On track	✓
Partner with industry to support the development of globally competitive innovation ecosystems.	Partner Deliver	On track	✓
Develop a corporate strategy for the City of Melbourne to drive exemplary customer service, digitise services and operations, improve productivity and identify new revenue opportunities.	Deliver	On track	✓
Embed the <u>Sustainable Development Goals</u> in the way City of Melbourne plans, prioritises its investments, reports and benchmarks against other cities.	Deliver	On track	✓

How we're tracking based on our measures of success:

Strategic indicator	Target or desired trend	Previous result, where available	Latest result	Comments on new results this quarter	Trend this period
 Capital city gross local product.	 Increase	\$107.8 billion (2021)	\$107.4 billion (2022)	No new results this quarter. Result reported annually, at financial year end.	N/A
 Number of businesses in the municipality.	 Increase	15,045 (2021)	14,513 (2022)	No new results this quarter. Result reported annually, at financial year end.	N/A
 Number of startups in the municipality.	 Increase	1230 (2021)	1180 (2022)	No new results this quarter. Result reported annually, at financial year end.	N/A
 Vacancy rate of retail premises.	 Decrease	15% (Q3)	14% (Q4)	The vacancy rate remains relatively steady at 14%. The revised Q3 result is 15% down from 17%.	✓

Strategic indicator	Target or desired trend	Previous result, where available	Latest result	Comments on new results this quarter	Trend this period
 <p>Proportion of residents employed in the municipality.</p>	 Increase	54.9% (2016)	53.2% (2021)	No new results this quarter. Result reported every five years.	N/A
 <p>Gross local product per capita per person employed.</p>	 Increase	\$230,741 (2021-22)	\$237,200 (2022-23)	No new results this quarter. Result reported annually, at financial year end.	N/A
 <p>Number of jobs in the municipality.</p>	 Increase	465,600 (2021-22)	480,600 (2022-23)	No new results this quarter. Result reported annually, at financial year end.	N/A
 <p>Number of visitors to the municipality.</p>	 Increase	6,318,523 (Mar 2022)	12,367,872 (Mar 2023)	<p>The City of Melbourne received nearly 12.4 million total domestic visitors for year ending March 2023, up 95.7% on year ending March 2022. Nearly 6 million of these were overnight visitors, up by +132% on year ending March 2022 (2.58m) and nearly 6.4 million were daytrip visitors, up by 70.5% on year ending March 2022.</p> <p>The data for year ended March 2023 does not include international visitation as annual data is not yet available.</p>	
 <p>Planning applications decided within required timeframes.</p>	100%	61.98%* (Q3) * Estimated result. DTP data unavailable at time of reporting.	65.91% (Q4)	<p>Number of planning application decisions made within 60 days (regular permits): 140</p> <p>Number of VicSmart permit decisions made within 10 days: 34</p> <p>Total decisions/permits within time frame: 174</p> <p>Total decisions made: 264</p>	

Strategic Objective: Melbourne's Unique Identity and Place

We will celebrate and protect the places, people and cultures that make Melbourne a unique, vibrant and creative city with world-leading liveability.

Key developments this quarter (April to June 2023)

What we achieved against our Strategic Objective:

- Munro's Corner, Stages 3 to 5 of the Therry Street streetscape renewal were completed.
- The new Queen's Food Hall is in the very final stages with furniture being installed & cleaning underway with the final authority approvals underway.
- Agreement with the National Gallery of Victoria for the 2023 Triennial Partnership Commission was secured and artwork fabrication plan was undertaken.
- Community engagement was undertaken for greening at Roden Street, West Melbourne.
- The Bedford Street Pocket Park detailed design documentation was finalised for public tender in May. Project briefs are being finalised for two other Pocket Parks projects.
- The Event Partnership Program continued to support local events such as Kids Day Out, Sri Lankan Festival, Little Food Festival, Eid at QVM and South Asian Festival, Buddha's Day Multicultural Festival, The Long Walk and Mother's Day Classic.
- The Long Walk moved to a new location at Alexandra Gardens for this year's event which was well received.
- Rising kicked off on 31 May and ran into June with two events in the program supported via the City Reactivation Event Support Program - Euphoria and The Rink at Rising.

Risks and issues this quarter

Challenges facing the construction sector due to rising costs continue to impact delivery timelines for the Queen Victoria Market Precinct Renewal.






There is a high-level of uncertainty regarding property availability in Southbank and urban renewal areas.









Regarding urban renewal, exhibition of the Macaulay C417 planning scheme amendment (endorsed by the Future Melbourne Committee in June 2022) is awaiting authorisation by the Minister for Planning. Delivery of our major initiatives within the Council Plan term is on track.




The major initiatives we're delivering	Council's role	Progress toward milestones for 2022-23	Confidence in delivery by Council Plan term end
Partner with the Victorian Government and other stakeholders to deliver specific components of <u>Greenline</u> along the north bank of the Yarra River.	Deliver Partner	On track	☑
Protect <u>Queen Victoria Market</u> as a traditional open-air market.	Deliver	Delayed	☑
Deliver Queen Victoria Market precinct improvements and Munro Community Hub.	Deliver Partner	Delayed	☑
Deliver public art projects that reflect Melbourne's unique culture and heritage.	Deliver	On track	☑
Increase the amount of public open space in the municipality with a focus on areas of greatest need.	Deliver	Delayed	☑

The major initiatives we're delivering	Council's role	Progress toward milestones for 2022-23	Confidence in delivery by Council Plan term end
Play a lead role in facilitating the delivery of high-quality and climate adapted urban renewal in <u>Arden</u> and <u>Macaulay</u> , <u>Fishermans Bend</u> , and Docklands in partnership with the Victorian Government.	Partner (with Victorian Government)	Delayed	✓
Facilitate increased investment in unique Melbourne events to further activate and celebrate the city.	Partner	On track	✓
Celebrate, partner and advocate for investment in the city's three key waterways, the <u>Yarra River-Birrarung</u> , the Maribyrnong and Moonee Ponds Creek.	Partner Advocate	On track	✓
Adopt the Municipal Planning Strategy in 2022-23.	Deliver	Delayed	✓
Complete heritage reviews and implement associated planning scheme amendments to protect and celebrate heritage in our municipality.	Deliver	On track	✓
Champion high-quality development and public realm design through delivering the <u>Design Excellence Program</u>	Deliver	On track	✓

How we're tracking based on our measures of success:

Strategic indicator	Target or desired trend	Previous result, where available	Latest result	Comments on new results this quarter	Trend this period
 <p>Proportion of residents within 300m of public open space.</p>	 Increase	N/A	96.3% (2022)	No new results this quarter. Result reported annually, at financial year end.	N/A
 <p>Proportion of people surveyed who visit a park in the municipality on a regular basis</p>	 Increase	84.3% (2021)	84.5% (2022)	No new results this quarter. Result reported annually, at financial year end.	N/A
 <p>Area of new public open space in Southbank.</p>	1.1ha by 2025	0ha (Q3)	0ha (Q4)	While there has been no movement in this result since it was last reported, we're on track to achieve our target of 1.1ha by 2025. New green spaces have been constructed along Southbank Boulevard, yet to be formally gazetted.	ON TRACK

Strategic indicator	Target or desired trend	Previous result, where available	Latest result	Comments on new results this quarter	Trend this period
 <p>Neighbourhoods in the municipality with up-to-date local heritage studies and controls</p>	100%	N/A	43% (2022)	No new results this quarter. Result reported annually, at financial year end.	N/A
 <p>Proportion of people who support the city being made up of different cultures</p>	100%	94.1% (2021)	94.2% (2022)	No new results this quarter. Result reported annually, at financial year end.	N/A
 <p>Value of the creative sector to the local economy.</p>	 Increase	\$7.80 billion Gross Value Added (2020)	\$7.37 billion Gross Value Added (2022)	No new results this quarter. Result reported annually, at financial year end.	N/A
 <p>The number of creative spaces in the municipality.</p> <p>[Reported as the amount of floor space used by the creative sector.]</p>	 Increase	1,082,027 sqm (2020)	1,041,171 sqm (2021)	No new results this quarter. Result reported annually, at financial year end.	N/A
 <p>The number of artists supported by City of Melbourne through city planning, design and city operations</p>	 Increase	N/A	14 (2022)	No new results this quarter. Result reported annually, at financial year end.	N/A

Strategic indicator	Target or desired trend	Previous result, where available	Latest result	Comments on new results this quarter	Trend this period
 <p>The number of design reviews of major projects.</p> <p>(To enable meaningful data collection and reporting on a quarterly basis, the methodology has been changed. This means that comparison to prior periods is not possible).</p>	 <p>Increase</p>	<p>67 (Q3)</p>	<p>70 (Q4)</p>	<p>A total of 8 projects were reviewed through formal design review processes in Quarter 4, and 62 projects were reviewed by City Design through formal statutory planning design referral processes. This includes:</p> <ul style="list-style-type: none"> • 5 projects of state or local significance were reviewed by the Victorian Design Review Panel (Office of the Victorian Government Architect), All of which City of Melbourne/City Design provided briefings or contributed to workshopping. • 3 projects of state of local significance was reviewed by the Melbourne Design Review Panel (MDRP). City of Melbourne/City Design reviewed 62 planning applications in Q4. This included 27 design referrals of Ministerial applications and 35 design referrals of local applications. 	

Strategic Objective: Aboriginal Melbourne

For the Wurundjeri, Bunurong, Taungurung, Dja Dja Wurrung and Wadawurrung peoples of the Eastern Kulin, the place now known as Melbourne has always been an important meeting place and location for events of political, cultural, social and educational significance. We will ensure that First Peoples' culture, lore, knowledge, and heritage enrich the city's growth and development.

Key developments this quarter (April to June 2023)

What we achieved against our Strategic Objective:






- Following targeted consultation with the Aboriginal community, especially Stolen Generations, the Stolen Generations Marker Working Group has a recommended location for the Stolen Generations Memorial.
- An expanded Sorry Day Program was delivered, including a wreath laying with Aboriginal staff and Wurundjeri Elder Uncle Tony Garvey. The Lord Mayor and CEO were amongst senior staff and Counsellors attending. Staff then joined Aboriginal Melbourne for a morning tea to acknowledge Sorry Day. Town Hall and Parliament Gardens were lit in purple to honour the Stolen Generations.
- City of Melbourne was honoured to have Antoinette Braybrook deliver a highly impactful National Reconciliation Week Oration. This was part of a week of successful activities culminating in the Mabo Day Concert, curated by Lisa Maza and attended by 510 people.
- The Seasons Project has now been incorporated into the broader Mapping Aboriginal Melbourne project.

Risks and issues this quarter

The work on governing with First Nations is being re-scoped. Progress on the First Nations Cultural Precinct will be closed as it is unlikely that funding will be secured to deliver the Precinct. Delivery of our major initiatives within the Council Plan term is on track.

The major initiatives we're delivering this year	Council's role	Progress on meeting our milestones for 2022-23	Confidence in delivery by Council Plan term end
Explore and deliver opportunities for 'truth-telling' to facilitate learning, healing, and change within Melbourne and beyond. This will be an opportunity to impart knowledge of thousands of years of rich history, language and stories, as well as provide a form of restorative justice by acknowledging Aboriginal peoples' experiences of dispossession and inequity.	Partner	On track	☑
Implement the Declaration of Recognition and Commitment in good faith which signals and elevates the City of Melbourne's shared commitment for reconciliation across the whole of the organisation.	Deliver	Completed	☑
Govern with Sovereign First Nations to enable true self-determination, where deliberative engagement is proactive, responsive and consistent.	Deliver	Delayed	☑
Commence planning for a co-designed First Nations Cultural Precinct with First Peoples – a place to retain, maintain and recreate in a culturally specific geography, where First Peoples can practice continuity of customs and traditions, through uninterrupted connection to lands and waters.	Partner	Closed	☒
Support a partnership forum – an annual gathering of the Eastern Kulin (noting the history of Tanderrum).	Partner	On track	☑

How we're tracking based on our measures of success:

Strategic indicator	Target or desired trend	Previous result, where available	Latest result	Comments on new results this quarter	Trend this period
 <p>Proportion of people surveyed who demonstrate an understanding of Melbourne's Aboriginal heritage and culture.</p>	100%	10.5% (2021)	13.9% (2022)	No new results this quarter. Result reported annually, at financial year end.	N/A
 <p>Proportion of people surveyed who believe the relationship with Aboriginal people is important.</p>	100%	95.7% (2021)	94.2% (2022)	No new results this quarter. Result reported annually, at financial year end.	N/A
 <p>Delivery of the City of Melbourne's Reconciliation Action Plan. (To enable meaningful data collection and reporting on a quarterly basis, the methodology has been changed. This means that comparison to periods prior to March 2023 is not possible).</p>	100%	48% (as at March 2023)	80% (as at June 2023)	As at 30 June 2023, 80% (67 out of 84) of the RAP deliverables have been finalised. The methodology continued to be refined this quarter for more accurate reporting and the result is unable to be compared to the prior period.	ON TRACK
 <p>Level of involvement of Traditional Custodians in city governance.</p>	 <p>Increase</p>	N/A	66	No new results this quarter. Result reported annually, at financial year end.	N/A

Strategic Objective: Climate and Biodiversity Emergency

We will prioritise our environment and take urgent action to reduce emissions and waste in order to protect public health, strengthen the economy and create a city that mitigates and adapts to climate change. The City of Melbourne declared a climate and biodiversity emergency in 2019.

Key developments this quarter (April to June 2023)

What we achieved against our Strategic Objective:

- CoM partnered with The World Economic Forum and Australian Climate Leaders Coalition to deliver three events for Leaders in The Climate and biodiversity sectors.
- Conversations have continued between Victorian State government and the City of Melbourne on Zero Carbon Buildings, focused on collaboration to accelerate commercial building retrofits.
- The first meeting of the Zero-Carbon Industry and Jobs Cluster was held with membership spanning the start-up sector to larger organisations within the zero-carbon sector. The group openly discussed key opportunities include addressing the sector's workforce shortage; cluster branding and networking; sector/ecosystem mapping; capitalising on investment interest in the sector; and, promoting Melbourne internationally as a global centre for zero-carbon jobs.
- A flagship Urban Forest Fund greening project at Victoria Point on the concourse between Marvel Stadium and Southern Cross Railway Station has been signed off as complete. Once plants have established, this large new native green space will provide approximately 2,850 square meters of new green cover, more than doubling the green cover for this busy urban location
- Significant grant funding has been secured to support delivery of Power Melbourne, via the Victorian Government's Neighbourhood Battery Initiative program and the Australian Government's Community Battery for Household Solar Initiative.
- The installation of the six dehydrator units has been successfully completed, and residents have been inducted into the new waste management system to divert their food waste.
- Independent testing of the organic output from buildings participating in the high rise trial has started which will look at the nutrient content of the fertiliser material, contamination and pathogens to help determine if there are common contaminants that will support the design of future education programs for residents and determine if the product is safe/suitable for use in local gardens.





Risks and issues this quarter










The planning scheme amendment to improve the environmental performance of buildings had been delayed due to the Victorian Government's original conditions of authorisation. With the removal of those conditions, following further discussion at officer level, preparation for exhibition of the amendment can proceed. Delivery of our major initiatives within the Council Plan term is on track.












The major initiatives we're delivering	Council's role	Progress on meeting our milestones for 2022-23	Confidence in delivery by Council Plan term end
To enhance Melbourne's position as a global leader on climate action, we will undertake bold advocacy on behalf of our community.	Advocate	On track	✓
Create an enabling environment for Melbourne businesses and universities to become the employment centre of a resilient zero-carbon economy.	Partner	On track	✓
Progress a planning scheme amendment to improve the environmental performance of buildings, in order to reduce emissions to zero by 2040.	Deliver	Delayed	✓

The major initiatives we're delivering	Council's role	Progress on meeting our milestones for 2022-23	Confidence in delivery by Council Plan term end
Deliver on our Urban Forest Strategy including tree canopy, private greening incentives and city greening.	Deliver	On track	✓
Lead the reduction of food waste and diversion of waste from landfill, by continuing the food organics, green organics rollout through high-rise apartment innovation and by addressing food-waste reduction.	Deliver Partner	On track	✓
Support the development of a circular economy through bold leadership and community neighbourhood projects, including the container deposit scheme, alternative waste technologies, circular economy guidelines and partnered or aggregated demand to stimulate end markets.	Partner	On track	✓
Support the development of battery storage and renewable energy in the municipality through the Power Melbourne initiative.	Partner Advocate	On track	✓
Implement the Climate and Biodiversity Emergency action plan.	Deliver	On track	✓

How we're tracking based on our measures of success:

Strategic indicator	Target or desired trend	Previous result, where available	Latest result	Comments on new results this quarter	Trend this period
 Municipal greenhouse gas emissions.	33% reduction (from 2015 baseline by 2025) 	4,231,629 tCO ₂ -e <small>(calendar year data 2021)</small>	4,504,280 tCO ₂ -e <small>(calendar year data 2022)</small>	<i>Overall CO2 emissions have risen in the municipality in 2022. This is largely attributable to a jump in electricity consumption associated with increased commercial and industrial activity following the end of COVID restrictions in 2021.</i>	✗
 On-road transport emissions.	Decrease 	457,890 tCO ₂ -e <small>(calendar year data 2021)</small>	481,833 tCO ₂ -e <small>(calendar year data 2022)</small>	<i>Transport emissions also increased in 2022. This is attributable to an increase in on-road transport emissions. Overall Vehicle Kilometres Travelled (VKT) within the municipality in 2022 increased to pre-covid levels.</i>	✗

Strategic indicator	Target or desired trend	Previous result, where available	Latest result	Comments on new results this quarter	Trend this period
 <p>Installed battery storage capacity in the municipality.</p>	 <p>Increase</p>	107kW (December 2022)	163kW (March 2023)	<p>Over 150 kW of batteries have been installed across the municipality, primarily at residential properties in Kensington, North Melbourne, Parkville and Carlton. Capacity figures derived from AEMO data, last updated March 2023.</p> <p>City of Melbourne's Power Melbourne initiative – which seeks to establish an initial 500 kW network of community-scale batteries – has progressed to tender evaluation stage. The first battery is expected to be installed at Library at the Dock by May 2024.</p>	
 <p>Household waste produced.</p>	<p>10% reduction (by 2025)</p> 	10,225 t (Q3)	10,105 t (Q4)	<p>Household waste produced during the quarter has slightly decreased, even though the number of high-rise buildings serviced by City of Melbourne has increased. While there have been no significant service changes during the quarter, the high-rise organics dehydrator program has removed 8.22 tonnes of material going through to landfill.</p>	
 <p>Municipal waste diverted from landfill.</p>	 <p>50% diversion (by 2025)</p>	30.5% (Q3)	29.4% (Q4)	<p>The municipal waste diverted from landfill has decreased since the last quarter in part due to a seasonal reduction in organic waste collected and also due to a reduction in recycling tonnages for the quarter. Feedback from our landfill and recycling processing contractor has indicated significant recycling in the landfill bins which is a trend across other similar councils. This is a behaviour change opportunity which will be explored in the next quarter.</p>	

Strategic indicator	Target or desired trend	Previous result, where available	Latest result	Comments on new results this quarter	Trend this period
 <p>Alternative water use.</p>	 <p>Increase</p>	23%	23%	No new results this quarter. Result reported annually, at financial year end.	N/A
 <p>Stormwater quality.</p>	 <p>Increase</p>	13%	13%	No new results this quarter. Result reported annually, at financial year end.	N/A
 <p>Hospital admissions in relation to extreme weather events.</p>	<p>Decrease</p> 	N/A	3 heat health alerts recorded (2022)	No new results this quarter. Result reported annually, at financial year end.	N/A
 <p>Percentage of tree canopy cover in the public realm.</p>	27% (by 2025)	23.3% (2021)	25.22% (2022)	No new results this quarter. Result reported annually, at financial year end.	N/A
 <p>Number of trees planted in the municipality.</p>	<p>>2400 or = 3000</p>	3 cumulative number of trees planted (Q3)	2554 cumulative number of trees planted (Q4)	The team delivered 23 new Urban Forest Precinct Plan streetscapes in FY 2023-24. In response to customer requests, the team also focused their attention on replanting vacant sites throughout residential streets and the Central Activity District. Renewing the tree population in residential streets and the central city will have the greatest impact on urban heat and the municipality's canopy cover long term.	
 <p>Area of native understorey habitat in the public realm.</p>	 <p>Increase</p>	472,899 m ² (2020-21)	489,943 m ² (2021-22)	No new results this quarter. Result reported annually, at financial year end.	N/A

Strategic Objective: Access and Affordability

We will reduce economic and social inequality by ensuring universal access to housing, core services and information.

Key developments this quarter (April to June 2023)

What we achieved against our Strategic Objective:

- Brens Pavilion stage one works have been completed with sports clubs moving in and fully utilising the new facilities.
- The pop-up libraries and Microlab continue to provide opportunities for non-library users to experience libraries with the Federation Square, Bourke Street and Elizabeth Street Pop-up libraries attracted approximately 8,000 visitors in May.
- Accessibility and mobility needs were supported by Travellers Aid during The Long Walk from Federation Square to Melbourne Cricket Ground.
- Members of the Disability Advisory Committee participated in a tour of stage one of Greenline. This provided members the opportunity to observe, feel and explore the site, and provide key insights and advice on accessibility.
- 300 Vouchers have been distributed to members of the community as part of the Melbourne Food Voucher Program, a joint project with the City of Yarra and City of Port Phillip to address food insecurity.
- 13 Mel-Van outreach sessions were conducted, reaching out to 281 participants at various locations, including South Yarra Seniors Centre, Carlton Market, and targeted Melbourne Conversations sessions.
- 54 technology sessions conducted, with a combined participation of 480 participants, with a further 38 one-on-one sessions being provided.
- The Makerspace inductions continued to be popular with over 50 inductions being run to over 100 new users.

Risks and issues this quarter

Project delays, unplanned latent condition remediation works, and subsequent cost escalations have impacted work on accessible and inclusive sports facilities resulting in delays.



Further work is being undertaken on the future approach to service planning for City of Melbourne core services under the corporate strategy.










Delivery of our major initiatives within the Council Plan term is on track.

The major initiatives we're delivering	Council's role	Progress on meeting our milestones for 2022-23	Confidence in delivery by Council Plan term end
Increase and upgrade accessible, inclusive spaces for women in City of Melbourne sports facilities	Deliver	Delayed	<input checked="" type="checkbox"/>
Implement a neighbourhood model by working with communities to develop neighbourhood plans and neighbourhood service centres that respond to the local community's existing and projected needs.	Deliver	On track	<input checked="" type="checkbox"/>
Deliver a revitalised library network, including pop-up libraries, to increase access for our diverse community and to help revitalise the city.	Deliver	On track	<input checked="" type="checkbox"/>

The major initiatives we're delivering	Council's role	Progress on meeting our milestones for 2022-23	Confidence in delivery by Council Plan term end
Deliver the Disability Access Plan 2020–2024 including ensuring our services and events are more accessible, increasing the number of accessible adult change facilities, and partnering with community and transport groups to make transport more accessible.	Deliver Partner	On track	<input checked="" type="checkbox"/>
Develop and deliver initiatives and programs that will provide food relief to vulnerable members of our community and improve local food production by supporting communities to grow their own food.	Deliver Partner Advocate	On track	<input checked="" type="checkbox"/>
As part of a new corporate strategy for the City of Melbourne, ensure our core services remain accessible and affordable.	Deliver	Delayed	<input checked="" type="checkbox"/>
In partnership with the Victorian Government commence construction on a replacement North Melbourne Community Centre precinct for the Melrose St community and growing Macaulay population.	Deliver Partner	Delayed	<input type="checkbox"/>
Deliver programs that will build digital literacy skills and capabilities, improve access to free Wi-Fi from our community facilities and advocate for appropriate digital infrastructure, to improve digital inclusion for all, particularly for vulnerable groups.	Deliver	On track	<input checked="" type="checkbox"/>
Create a new entity 'Homes Melbourne', to coordinate and facilitate more affordable housing for key workers and people on Minor improvement-incomes and progress a demonstration project on Council-owned land, support the Make Room accommodation project and new homeless support hubs for vulnerable citizens to access essential support.	Partner	On track	<input checked="" type="checkbox"/>

How we're tracking based on our measures of success:

Strategic indicator	Target or desired trend	Previous result, where available	Latest result	Comments on new results this quarter	Trend this period
 <p>Number of people sleeping rough who have not been offered accommodation.</p> <p><small>(To enable meaningful data collection and reporting on a quarterly basis, the methodology has been changed. The result recorded for the prior quarter reflects the new methodology).</small></p>	Zero	107 (Q3)	73 (Q4)	<p>There has been a 32% decline since Q3 which is the lowest number of people recorded as sleeping rough in the City of Melbourne since December 2021, shortly before the COVID-19 Victorian Government hotel emergency accommodation program concluded. The criteria for people to be recorded as rough sleeping has been reviewed since Q3: each individual who is listed as sleeping rough must have had contact with a service within the previous two weeks to improve accuracy. Further analysis of the BNL data shows inflows to the city continue to increase leading to greater visibility of people sleeping rough. Therefore continuing to illustrate the need for temporary, supported and long term housing pathways.</p>	<input checked="" type="checkbox"/>
 <p>Number of people supported through a range of accommodation including long-term supportive housing and affordable housing.</p>	500 (by 2025)	29 (Q3)	29 (Q4)	<p>Housing outcomes can mostly be attributed to people who have case management support and are connected to the Victorian Government Homelessness to a Home Program. As this program has ended, less people in coming months will be eligible for this pathway out of homelessness, however people with priority Victorian Housing Register applications and are connected with other service will receive housing offers.</p>	N/A

Strategic indicator	Target or desired trend	Previous result, where available	Latest result	Comments on new results this quarter	Trend this period
 <p>Number of new demonstration social and affordable housing units facilitated on City of Melbourne land.</p>	<p>100 (by 2025)</p>	<p>Zero</p>	<p>Zero</p>	<p>Work continues to identify potential affordable housing sites in the City of Melbourne. Note, the result excludes units already committed during the life of the previous Council Plan on the Munro and Boyd sites.</p>	<p>⊖</p>
 <p>Proportion of people reporting food insecurity.</p>	<p>25% reduction (by 2025)</p> 	<p>33.3% (2021)</p>	<p>31.7% (2022)</p>	<p>No new results this quarter. Result reported annually, at financial year end.</p>	<p>N/A</p>
 <p>Proportion of people surveyed who participate in lifelong learning in the municipality.</p>	 <p>Increase</p>	<p>59% (2021)</p>	<p>69% (2022)</p>	<p>No new results this quarter. Result reported annually, at financial year end.</p>	<p>N/A</p>
 <p>Proportion of people surveyed who participate in arts and cultural activities in the municipality.</p>	 <p>Increase</p>	<p>16% (2021)</p>	<p>19.1% (2022)</p>	<p>No new results this quarter. Result reported annually, at financial year end.</p>	<p>N/A</p>
 <p>Number of City of Melbourne programs that are inclusive and respond to the needs of people with disability.</p>	 <p>Increase</p>	<p>N/A</p>	<p>222 (2022)</p>	<p>No new results this quarter. Result reported annually, at financial year end.</p>	<p>N/A</p>

Strategic Objective: Safety and Wellbeing

We will plan and design for the safety and wellbeing of those who live, visit, work and do business in Melbourne, regardless of their background.

Key developments this quarter (April to June 2023)

What we achieved against our Strategic Objective:

- Community engagement on proposed Arden Street and Macaulay Road bike lanes was undertaken with engagement activities include face-to-face pop-ups at community facilities and parks.
- Ten motorcycle parking spaces were added on-street near 130 Lonsdale St to address footpath clutter issues.
- Community Resilience Assessment workshops were completed for the Carlton community, with 20 community members, including residents of the Carlton Public Housing estate
- The Melbourne Clean Team trial concluded in late May. Customer service requests reduced by 51 percent in the precincts the service was operating, highlight one of the successes of the program.
- The Rapid Response Clean Team supported the delivery of several events to ensure the path to and from Melbourne Grand Prix, Melbourne International Comedy Festival and ANZAC day commemoration were presented to a high standard.
- A joint response by outreach services, Homes Melbourne, City Safety Security and Amenity was able to temporarily resolve rough sleeping issues in Franklin Street near William Street which enabled emergency accommodation for 15 people whilst works were undertaken.
- Several Gender Impact Assessments are planned or underway for various projects and activities, including the Greenline masterplan and a review of uniforms for tourism volunteers. Progress has been made in terms of training staff and leaders, developing tools and templates, creating an online hub, and establishing the community of practice.
- The Welcoming Australia symposium, part of Inclusive Melbourne Strategy received funding support. The symposium explored industry partnerships for community-led action and brought together researchers, policymakers, businesses, and organizations to discuss migration and inclusion.

Risks and issues this quarter





We continue to work with Department of Transport and Planning (DTP) on securing approvals for the northern undercroft on City Road.












Delivery of our major initiatives within the Council Plan term is on track.

The major initiatives we're delivering	Council's role	Progress on meeting our milestones for 2022-23	Confidence in delivery by Council Plan term end
Continue to implement the Transport Strategy 2030 including delivery of a protected bike lane network, station precincts as key gateways, little streets as streets for people, safer speed limits, micro mobility trials, more efficient traffic signal timing, developing an approach to support electric vehicles, and bicycling encouragement programs.	Advocate Partner Deliver	On track	<input checked="" type="checkbox"/>
Deliver the North and West Melbourne and Docklands Transport and Amenity Program in partnership with the Victorian Government.	Deliver Partner	Delayed	<input checked="" type="checkbox"/>

The major initiatives we're delivering	Council's role	Progress on meeting our milestones for 2022-23	Confidence in delivery by Council Plan term end
As part of the delivery of the City Road Master Plan, the City of Melbourne will design and deliver the upgrades to the City Road northern undercroft by end of 2023-2024 and advocate for the full delivery of upgrades to the City Road East and West.	Deliver Advocate	Delayed	☑
Adopt in 2021-22 and then implement an <u>Inclusive Melbourne Strategy</u> that will increase access to opportunities for all people who live, work, and study in and visit the city.	Deliver	On track	☑
We will be a leading organisation on equality and inclusion and deliver programs in communities that will reduce physical and psychological harm to all people.	Deliver	On track	☑
We will continue to work with Victoria Police and other agencies to deliver a range of initiatives that improve safety on the streets of Melbourne and within our communities.	Partner Deliver	On track	☑
Deliver and maintain a clean city through the Rapid Response Clean Team initiative.	Deliver	On track	☑
Engage and prepare residents and communities to enhance their resilience to hazards, disasters and the health impacts of climate change.	Deliver	On track	☑

How we're tracking based on our measures of success:

Strategic indicator	Target or desired trend	Previous result, where available	Latest result	Comments on new results this quarter	Trend this period
 <p>Proportion of people who report feeling safe in the city.</p>	90% by day, 65% by night	78.9% by day 47.2% by night (2021)	81% by day 49% by night (2022)	No new results this quarter. Result reported annually, at financial year end.	N/A
 <p>Melburnians' self-reported sense of belonging to community.</p>	At least 70 on a scale of 100	63.2% (2021)	64.6% (2022)	No new results this quarter. Result reported annually, at financial year end.	N/A
 <p>Rate of recorded family violence incidents.</p>	Decrease 	1123 per 100,000 (2021)	1398 per 100,000 (2022)	No new results this quarter. Result reported annually, at financial year end.	N/A

Strategic indicator	Target or desired trend	Previous result, where available	Latest result	Comments on new results this quarter	Trend this period
 <p>Complaints of discrimination based on sexual orientation, sexuality, disability, sex, gender, race, religious or political beliefs or other grounds for unlawful discrimination.</p>	<p>Decrease</p> 	<p>N/A</p>	<p>5 racial vilification reports 10 race discrimination reports 4 disability discrimination reports (2022)</p>	<p><i>No new results this quarter. Result reported annually, at financial year end.</i></p>	<p>N/A</p>
 <p>Proportion of adults who get adequate physical exercise.</p>	<p>Increase</p> 	<p>45.3% (2021)</p>	<p>46% (2022)</p>	<p><i>No new results this quarter. Result reported annually, at financial year end.</i></p>	<p>N/A</p>
 <p>Rate of ambulance attendance for alcohol and drug misuse in the municipality.</p>	<p>Decrease</p> 	<p>2354 per 100,000 population (2020)</p>	<p>1967 per 100,000 population (2021)</p>	<p><i>No new results this quarter. Result reported annually, at financial year end.</i></p>	<p>N/A</p>
 <p>Number of transport related injuries and fatalities.</p>	<p>Decrease</p> 	<p>45 (Q3)</p>	<p>56 (Q4)</p>	<p><i>Preliminary reports indicate a downward trend from previous quarter. The report includes DTP-managed arterial roads. As data is continuously updated and consolidated by Department of Transport Crashstats, quarterly reported figures is subject to change.</i></p>	<p></p>
 <p>Proportion of trips made by public transport, bicycle or on foot.</p>	<p>Increase</p> 	<p>92.6% (2016)</p>	<p>62.9% (2018)</p>	<p><i>No new results this quarter. Result reported every two years, with a pause due to pandemic restrictions. Next published results scheduled for late 2024 release.</i></p>	<p>N/A</p>

Council Works Program quarter four summary report

Capital Works Portfolio FY2022-23

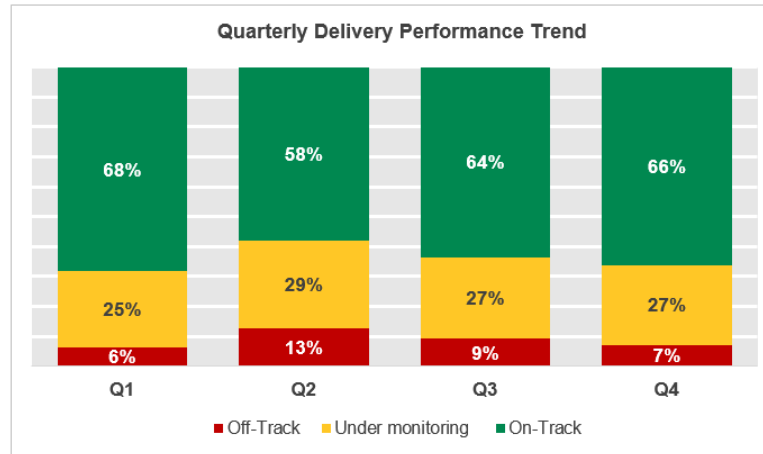
The Capital Projects Portfolio comprises programs and projects that the City of Melbourne delivers to achieve the initiatives set out in the Council Plan. To achieve the Council’s strategic objectives and respond to the many challenges faced by our municipality, such as population growth, climate change and the impacts of COVID-19, the Council endorsed a \$288 million Council works budget for FY22-23, the largest in council history.

This budget incorporates \$268 million capital works (\$215 million new works and \$53 million renewals works), \$20 million maintenance works, including \$35 million approved carried forward from last year. Together, the current and following three years of the Council Works budget total almost \$863 million in the four-year cycle.


Highlights for quarter four (April to June 2023)



The City of Melbourne has delivered \$185.5 million in capital works by the end of quarter four and for FY2022-23. This is the CoM’s highest capital budget delivery, surpassing the \$170.6m recorded in FY2020-21.




Supply chain and procurement delays, external approval processes, delay in receiving external funding and grants, high material costs, inflation and current challenges facing the construction industry continued to impact our New Works program through FY2022-23.

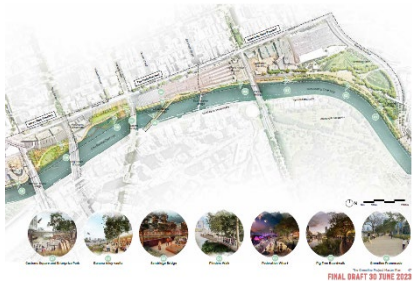




- **On-Track** The latest result has achieved the targets for all measures.
- ▲ **Under Monitoring** The latest result experienced a minor miss in relation to one or more measures and is under monitoring.
- ◆ **Off-Track** There is a notable variation from the targeted result for one or more measures.



Project Title	Description	Quarterly Update	Completion Date	Project Photo
Melbourne City Baths Renewal Works	Melbourne City Baths is an iconic heritage building in the heart of the CBD. External maintenance works being completed include replacement of skylights, turret refurbishment, and painting and tuck-point works. Planning works have commenced to identify the next tranche of works which include DDA review, compliance and safety improvements. Mechanical works in progress.	Works to deliver a more accessible and DDA (Disability Discrimination Act) have been progressing well, with all scheduled upgrades for FY2022-23 to be complete by late July 2023. The scope for the FY2022-23 DDA program will be confirmed by September. Budget: \$900,000 YTD Actuals: \$474,171	2023 DDA Program – late July 2023	




Project Title	Description	Quarterly Update	Completion Date	Project Photo
<p>Queen Victoria Market Precinct Renewal Program</p>	<p>Guided by the 2015 Master Plan, the Queen Victoria Market Precinct Renewal (QVMPR) will secure the market's place as a traditional open air market, through heritage restoration, and provision of essential market infrastructure to improve the customer and trader experience. Alongside the heritage market, the renewal program will also deliver precinct improvements for the community, through quality open space, community services and facilities. Key projects in 2022-23 include: delivery of the new Food Hall, restoration of the heritage sheds start of construction of essential market infrastructure (Trader and Northern Sheds) the appointment of the Southern Site developer, progression of the design of Market Square, and precinct streetscape improvements.</p>	<p>Work has continued to progress on key market renewal projects, including:</p> <ul style="list-style-type: none"> • QVM Food Hall: the final steps to the new facility are progressing. The process to secure the necessary authority approvals is underway. The fit-out of the retail tenancies has commenced and these will open progressively as the individual fit-outs are completed. • Heritage sheds restoration: the repair, conservation and restoration of the 10 upper market sheds are in the final stage. Including modernisation of essential trader facilities via service bollards with power, water and sewer access points, the restoration of the final two sheds (H and I) has been progressing and due for completion in the coming months. H and I sheds will be used by the head contractor constructing the new, state-of-the-art, Trader Shed – which delivers new, modern storage facilities for traders. We are very appreciative of H and I shed traders for remaining in their temporary locations until Trader Shed is completed. • Therry Street streetscape renewal: the upgrade to the Therry Street streetscape is nearing completion - with 14 mature trees to be planted through July. • Trader Shed: the contract for the new Trader Shed was awarded in April, 2023 by Council. It is anticipated construction will commence in the latter half of 2023. Planning for early works is progressing and an extensive program of trader engagement sessions is underway. • Southern Precinct: Lendlease was announced as the Southern Site development partner <p>Budget: \$50,000,000 YTD Actuals: \$23,391,119</p>	<p>September 2027</p>	
<p>Southbank Promenade Stage 1</p>	<p>Stage 1 of Southbank Promenade stretches 300 metres along Southbank Promenade, between Princes Bridge and Evan Walker Bridge. The area has been prioritised because of the condition of trees, pavements, and longstanding issues with fast cyclist speeds. Due to pending multimillion-dollar Southgate development, Council decided in April 2021 to proceed with an early works package, limited to extension of the upper promenade on the west.</p>	<p>Stage 1 works next to Evan Walker Bridge were placed on hold until April 2023, following completion of works near Princes Bridge in late 2022. Works have since resumed and will be completed mid July 2023.</p> <p>Budget: \$3,360,276 YTD Actuals: \$2,423,451</p>	<p>July 2023</p>	



Project Title	Description	Quarterly Update	Completion Date	Project Photo
<p>Kensington Community Recreation Centre redevelopment</p>	<p>The City of Melbourne is committed to redeveloping the Kensington Community Recreation Centre to improve its facilities for the local community to include three new full-sized indoor multipurpose courts, health and wellness facilities, an eight-lane x 25 metre indoor pool, children’s water play, three large flexible spaces suitable for a range of classes and community uses, and accessible change rooms. The budget for this multiyear project is \$51 million.</p>	<p>Soil remediation works to the proposed building footprint are completed. Backfilling with clean mudstone and trenching to proposed underground services are now complete. Piling of new footings is progressing.</p> <p>Budget: \$31,298,350 YTD Actuals: \$19,531,130</p>	<p>Early 2025</p>	
<p>Munro Library and Community Hub</p>	<p>Deliver a revitalised library network, to increase access for our diverse community and to help revitalise the city. Identify and secure a location for a new city library. Finalise design plan and tender documentation. Award contract for building works.</p>	<p>The fit-out of the new library and community hub at Munro is on track. All internal walls are now in place and the installation of electrical, plumbing and mechanical services is almost complete.</p> <p>In June, the crane lifted building materials onto the rooftop terrace and landscaping works started with the installation of cement blocks.</p> <p>In the coming weeks, works will commence to frame the ceiling and sand the internal walls.</p> <p>Budget: \$8,772,827 YTD Actuals: 5,647,589</p>	<p>November 2023</p>	
<p>Cycle Infrastructure</p>	<p>We are committed to making the City of Melbourne a bike friendly city. We are continuing cost effective treatments to accelerate the delivery of new kerbside protected bike lanes along strategic cycling routes. All designs will be approved by Department of Transport as trials and evaluated post implementation. The projects in this program will complete works in progress from FY2020-21.</p>	<p>Work is continuing with design development and approval from Department of Transport & Planning (DTP) on key projects.</p> <p>Key project updates include:</p> <ul style="list-style-type: none"> • Princes Bridge bike lanes: Completed in February 2023. • Albert Street from Hoddle Street to Powlett Street: Completed in April 2023. • Arden Street and Macaulay Road: Community engagement completed in May 2023. • Grattan Street: Work on designs are progressing. • St Kilda Road: Coordinating with Major Roads Projects Victoria to deliver safer local service road section outside NGV. <p>Through part external funding from the Victorian Government, projects to improve bicycle safety have been completed, with some additional works beyond the planned activities for FY2022-23; this includes a roundabout and crossing upgrades at Canning Street and Hotham St, new Electronic LED ‘Watch for Bicycles’ signs in La Trobe Street, Queensberry Street and Barnett Street.</p> <p>Budget: \$4,000,000 YTD Actuals: \$4,341,652</p>	<p>September 2023</p>	

Project Title	Description	Quarterly Update	Completion Date	Project Photo
<p>The Greenline project</p>	<p>Partner with the Victorian Government and other stakeholders to deliver specific components of The Greenline Project along the north bank of the Yarra River (including the implementation of the Yarra River–Birrarung Strategy).</p>	<p>The Greenline Project Master Plan is ongoing with broad community consultation and stakeholder engagement undertaken in April and May 2023. The feedback received over the course of the six-week consultation period has shaped the development of a draft Master Plan which will be released for public exhibition.</p> <p>The Greenline Birrarung Marr Precinct Site 1 procurement process to engage a suitably qualified and experienced Design and Construct contractor team is nearing completion. Following the evaluation and contract award, the detailed design process will commence.</p> <p>Installation of the Trial Floating Wetlands, a partnership project between the City of Melbourne and DEECA, is complete, with the final floating wetlands installed in March 2023. Maintenance, establishment, monitoring and education is ongoing.</p> <p>The Seafarers Rest Park is expected to commence construction in 2024 when the main Seafarers development is nearing completion.</p> <p>Budget: \$40,000,000 YTD Actuals: \$7,596,463</p>	<p>June 2030</p>	
<p>City Road Master Plan</p>	<p>The City Road master plan is a public realm plan that aims to improve the safety, amenity and environmental sustainability of City Road and adjacent spaces.</p>	<p>The draft concept plans for Northern Undercroft and City Road Park are progressing. Community engagement will be undertaken during FY2023-24.</p> <p>Changes to taxi queuing with updated traffic signals and traffic signage in Spencer Street/Clarendon Street are completed.</p> <p>The Kings Way Lower new pedestrian crossing delivery is planned to commence in first quarter of FY2023-24.</p> <p>By approval of the council, the budget has been adjusted to \$500,000 to reflect the volume of works planned for delivery in FY2022-23.</p> <p>Budget: \$2,000,000 YTD Actuals: \$181,769</p>	<p>December 2026</p>	<p>Project is at concept design phase and still no photo or design illustration is available.</p>




Project Title	Description	Quarterly Update	Completion Date	Project Photo
<p>North and West Melbourne and Docklands Transport and Amenity Program</p>	<p>The North Melbourne, West Melbourne and Docklands Transport and Amenity Program (TAP) is a suite of streetscape improvement projects that will help alleviate some of the effects and leverage the benefits that the West Gate Tunnel Project will have on local and arterial roads in the City of Melbourne.</p>	<p>Concept designs are being finalised for several subprojects with Hawke Street going to design development.</p> <p>Spencer Street North Masterplan and Franklin Street Streetscape improvements are progressing to community engagement in FY2023-24.</p> <p>Budget: \$3,000,000 YTD Actuals: \$631,990</p>	<p>December 2025</p>	
<p>Gateway to GMH Turner Street Works</p>	<p>From the \$4.68m building works stimulus grant, \$3.75m is allocated to the 'Gateway to GMH' project and funded from September 2020 to December 2022. The project comprises designing and constructing a bike path along Turner Street in Fishermans Bend. The funding will also cover greening, digital infrastructure and some creative place making if capital expenditure is applicable. The balance of this grant will fund operational costs.</p>	<p>Planting of the grass nature strips with native shrubs and ground covers has been completed. The remaining works along Graham St are nearing completion following minor traffic design changes.</p> <p>Budget: \$3,245,942 YTD Actuals: \$2,449,068</p>	<p>September 2023</p>	
<p>Riverslide skate park redevelopment</p>	<p>The Riverslide Skate park is an iconic space located in the Alexandra Gardens. It has been identified as needing replacement due to aging infrastructure and heavy use. The <i>Skate Melbourne Plan 2017-2027</i> lists updating the skate park as action 2.6. An extensive program of community consultation was conducted during 2019-20 to understand how the park is currently used, and what is required in the future redevelopment. The engagement concluded with development of a design brief.</p>	<p>A schematic design of the skatepark and toilet block has been finalised and will be released for community engagement in FY2023-24. The design incorporates feedback from previous community engagement and workshops.</p> <p>Budget: \$311,661 YTD Actuals: \$132,630</p>	<p>Date to be confirmed on completion and approval of Project Plan</p>	<p>Project is at concept design phase and no photo or design illustration is available.</p>
<p>North Melbourne Community Centre Redevelopment</p>	<p>This project is a Capital Works Major Initiative (MI 42) in 2021-22 and is the continuation of an API 2020-21. The purpose of this project is to ensure the services, indoor community activity space and outdoor recreation needs of the growing Macaulay population in the Melrose Precinct in North Melbourne are met while contributing to Council's affordable housing objectives.</p>	<p>Internal planning for the North Melbourne Community Centre redevelopment has progressed and the project is scheduled for community engagement in FY2023-24.</p> <p>Budget: \$498,818 YTD Actuals: \$150,028</p>	<p>June 2026</p>	<p>Project is at option analysis and no photo or architectural render is available.</p>









Project Title	Description	Quarterly Update	Completion Date	Project Photo
<p>Waste and Resource Recovery Hub Expansion Program</p>	<p>Expanding the waste and resource recovery hub network across the central city is a key action of the City of Melbourne's ambitious Waste and Resource Recovery Strategy 2030. The strategy will move us towards a city that produces less waste and transforms the way we collect and process waste.</p> <p>An additional two new communal waste and recycling hubs, plus an uplift in existing hubs for improved recycling options, will be introduced for city businesses to improve business recycling rates and divert waste from landfill. The new facilities will remove nearby private bins stored permanently in public space, reduce the number of waste collection vehicle movements in the central city and improve amenity of the surrounding area.</p>	<p>Community engagement on first two new Hubs has concluded. Future Hubs engagement underway.</p> <p>Bespoke compactor technology is being fabricated by a local manufacturer, supporting local economy and jobs. Also, unique collection vehicles procured that will be piloted as a world first in urban environments.</p> <p>Business food waste service expansion continues to be successful. Over 150 tonnes of food waste collected this year that prevented over 300 tonnes of greenhouse gas emissions. Further expansion of business food waste service being explored.</p> <p>Budget: \$1,447,113 YTD Actuals: \$1,422,088</p>	<p>June 2026</p>	
<p>Dodds Street linear park, Southbank</p>	<p>Delivery of the Dodds street linear park, in conjunction with the Southbank Major Public Art Commission.</p> <p>The Dodds Street linear park will deliver an additional 2,700 m2 of open space in Southbank, and deliver on a number of Council strategies such as the overall Transforming Southbank Boulevard project, the Urban Forest Strategy and Precinct Plans, and the Open Space Strategy. The open space works are being developed in coordination with a public artwork that is being planned for this area.</p>	<p>Stage 1 (Drainage works from Southbank Blvd – Grant St) was completed in early May 2023.</p> <p>Stage 2 (Southbank Blvd – Service Lane) is in progress. Service laneway traffic is diverted to Grant Street.</p> <p>Stage 3 (south of Service Lane) is scheduled to start in early August 2023. Pedestrian access to building entrances and footpath are maintained at all times, except in agreement with building owners.</p> <p>Budget: \$4,995,467 YTD Actuals: \$2,145,026</p>	<p>February 2024</p>	

Project Title	Description	Quarterly Update	Completion Date	Project Photo
<p>Royal Park Pavilions</p>	<p>City of Melbourne is upgrading three pavilions in Royal Park to provide universally accessible change facilities and more room for the growing demand in community sport, particularly the growth in female participation in sport.</p> <p>The pavilions include:</p> <ul style="list-style-type: none"> • Western Pavilion located near Park Street • Brens Pavilion located between Melbourne Zoo and Royal Parade • Ryder Pavilion located near the corner of Park Street and The Avenue. 	<p>Western Pavilion: Completed in 2022.</p> <p>Brens Pavilion: Construction of the pavilion is complete with sporting clubs actively using the building. Stage 2 landscaping and carpark is well underway and is schedule to be completed late August.</p> <p>Ryder pavilion: the budget for the project has now been finalised and heritage re-approvals are being sought following a delay to the overall program.</p> <p>Construction is now expected to commence in late 2023 pending a successful tendering process.</p> <p>Budget: \$6,207,341 YTD Actuals: \$5,451,950</p>	<p>December 2024</p>	
<p>Exhibition Street Theatre Precinct Streetscape</p>	<p>This project includes streetscape upgrades including the expansion of footpaths in front of the Rydges and Marriott Hotels and the Comedy and Her Majesty's Theatres for improved pedestrian connectivity. Street furniture will be installed. The project will also improve the urban tree canopy by increasing the number of trees on Exhibition Street.</p> <p>This project will formalise the temporary changes that have been delivered as part of Stage 2 works and will provide safer street routes for cyclists to support Melbourne as a cycling city. It will involve the permanent installation of continuous protected bicycle lanes in Exhibition Street between La Trobe Street and Bourke Street.</p>	<p>Detailed design has been completed, followed by tender is closed and under evaluation to identify best and final offer. It is anticipated construction will commence late 2023, pending final approval from Department of Transport and Planning.</p> <p>Budget: \$3,220,500 YTD Actuals: \$96,033</p>	<p>March 2023</p>	
<p>Princes Bridge Bluestone Repair works</p>	<p>Heritage conservation works including bluestone repairs and replacement, drainage works, painting of bridge elements and rationalisation electrical supply. This is year 1 of a 3-year rolling programme of works.</p>	<p>A contractor has been appointed and is in the process of procuring suitable stone for the blocks being replaced. Works will commence on the Alexandra Gardens corner of the bridge in the coming months.</p> <p>Budget: \$4,130,000 YTD Actuals: \$179,578</p>	<p>August 2025 (southern half)</p> <p>August 2026 (northern half – currently unfunded)</p>	




Project Title	Description	Quarterly Update	Completion Date	Project Photo
<p>Pocket Parks</p>	<p>The Pocket Parks program contributes towards the delivery of Major Initiative 16 Increase Public Open Space. The major initiative will provide high-quality, functional, useful and beautiful parks and gardens close to where people live and work.</p> <p>Creation and development of pocket parks in areas of need, such as North Melbourne, West Melbourne, Docklands, Southbank and Melbourne 3000, increasing the proportion of residents living within 300 metres of public open space.</p>	<p>The Bedford Street Pocket Park project was advertised for public tender in May 2023. The project delivery timeline will be confirmed following the completion of the public tender evaluation process.</p> <p>Feasibility and early-stage design investigations for the Miles and Dodds Street Reserve and Chapman Street Pocket Park projects will continue in FY2023-24.</p> <p>Budget: \$730,000 YTD Actuals: \$390,761</p>	<p>Mid-late 2024 (Bedford Street Pocket Park construction)</p> <p>Mid-2025 (Miles and Dodds Street Reserve and Chapman Street Pocket Park construction)</p>	
<p>Urban Renewal Open Spaces</p>	<p>Urban renewal open spaces contributes towards the delivery of Major Initiative 16 Increase Public Open Space. The major initiative will provide high-quality, functional, useful and beautiful parks and gardens close to where people live and work.</p> <p>Acquisition, creation and development of new open space in the Arden, Macaulay, City North and Fishermans Bend urban renewal areas. Structure planning is currently in progress and the proposed open space networks and delivery mechanisms will likely be understood in 2021–22. Proactive acquisition of suitable parcels for open space ahead of development is required.</p>	<p>Feasibility and early-stage design investigations have commenced for the Chelmsford Street Open Space project in Kensington.</p> <p>The search for properties suitable for acquisition and conversion to public open space is ongoing.</p> <p>Budget: \$240,000 YTD Actuals: \$41,957</p>	<p>June 2026 (Chelmsford Street Open Space project construction)</p>	

Proposed Record of Program Adjustments 2022–23 - Quarter FOUR




Symbols:  Budget increase
 New project or no change in the amount
 Budget reduction

Month	Project No.	Project Name	Council Approved Budget	Project Funding Source			Revised Budget	Adjustment Type	YTD Actual	Comments
				Council Funds	External Funds	Grants				
Apr-23	22B1371N	Poplar Road Pedestrian Crossing	1,500,000			(750,000)	750,000		2,129	A jointly funded project between the Department of Transport and Planning (DTP) and City of Melbourne. DTP is currently assisting in resolving issues identified by their technical internal teams and will hand over the project to CoM for delivery in 2023/24. Funding from the State Government has not been determined, therefore propose to adjust the external funds of \$.075 million.
Apr-23	22B3702M	Accommodation Modifications	700,000	(45,000)			655,000		309,624	\$0.045 million transferred to Aboriginal Melbourne for City Village L7 Fit Out, to amend the initial budget funding source from External Contribution to Council Funding.
Apr-23	22B3710R	Aboriginal Melbourne - City Village L7 Fit Out	542,000	45,000	(45,000)		542,000		437,292	\$0.045 million receipt from Accommodation Modifications, to amend the initial budget funding source from External Contribution to Council Funding.
May-23	22B2505M	Advance Landscape Architecture Design	75,000	(30,000)			45,000		40,979	Transfer of \$0.03 million for additional strategic and design advice work by the Advance Urban Design project.
May-23	22B2509M	Advance Parks Design	75,000	(30,000)			45,000		37,543	Transfer of \$0.03 million for additional strategic and design advice work by the Advance Urban Design project.
May-23	22B2507M	Advance Urban Design	50,000	60,000			110,000		120,224	Receipt of \$0.06 million budget from Advance Landscape Architecture Design and Advance Parks Design to cover additional strategic and design advice work.
May-23	22B2506M	Advance Streetscape Design	50,000	(10,000)			40,000		55,469	\$0.01 million budget shift to Advance Industrial Design project to cover the additional work required.
May-23	22B2504M	Advance Industrial Design	100,000	10,000			110,000		121,989	Receipt of \$0.01 million budget from Advance Streetscape Design project to cover the additional work in Industrial Design.

Proposed Record of Program Adjustments 2022–23 - Quarter FOUR

Symbols:  Budget increase
 New project or no change in the amount
 Budget reduction

Attachment 5
Agenda item 6.7
Council
29 August 2023

Month	Project No.	Project Name	Council Approved Budget	Project Funding Source			Revised Budget	Adjustment Type	YTD Actual	Comments
				Council Funds	External Funds	Grants				
May-23	22B4128N	271 Collins St Office Tenancy Fitout	0			500,000	500,000		18,587	In partnership with the Victorian Government, the City of Melbourne is launching its first creative hub in the heart of the city, offering a range of affordable spaces to support the creative sector. The project is funded via Melbourne City Revitalisation Fund (MCRF) \$0.35 million and Creative Victoria \$0.15 million to fitout multiple tenancies on Level 3, 271 Collins St for Creative Arts industry use.
May-23	22B1363N	Pedestrian Monitoring Program - Expansion of sensor network	60,000	95,752			155,752		154,914	An additional \$0.096 million for undertaking a range of new sensor installations, incorporating the Council's existing eight microclimate sensors into the pedestrian data management platform, and improving service efficiencies.
May-23	22B1362M	Pedestrian Monitoring - renewal and maintenance of sensors	37,000	72,568			109,568		108,370	Budget shift of the unspent Opex of \$0.073 million to undertake a range of urgent sensor maintenance, repair and upgrade works in locations such as Birrarung Marr (near Art Play and Batman Ave), Melbourne Conference Centre and Exhibition Centre in Clarendon Street and Flinders Street Station. This includes upgrade nominated sensors to 4G network to improve connectivity and to ensure the pedestrian sensor network is operating to the specified performance and accuracy levels.
Total Adjustment			3,189,000	168,320	(45,000)	(250,000)	3,062,320		1,407,121	



Recommended Carry Forward of Capital Funds into 2023–24

Project No.	Project Name	Carry Forward
14G8111N	Southbank Boulevard Upgrading	60,000
14G8129N	Dodds Street linear park, Southbank	4,181,506
16B4504N	Lady Huntingfield Child Care Centre - Upgrade	207,061
18B4507N	Carlton Central Learning Precinct – ELC and Family Services	306,398
19B1355N	Pump Station Upgrade - Stubbs Street	5,344,389
19B1376N	Exhibition Street Theatre Precinct Streetscape	50,000
20B0901N	Make Room	88,092
20B1371N	Parking Technology Services	662,588
20B1372N	Swanston Street HVM (SSH) Works Project	709,171
20B1412N	New Climate Adaptation Urban Landscapes	447,035
20B3102N	Gateway to GMH Turner Street Works	797,473
20B3308N	Southbank Promenade Stage 1	200,000
21B1371N	Flinders Street Hostile Vehicle Mitigation	306,441
21B1433N	City Road Masterplan	323,131
21B4123N	Munro Library and Community Hub	7,625,238
21B4425N	Community Sports Pavilion Upgrade (Brens)	671,608
22B0304N	Technology and Digital Innovation - New	3,228,621
22B1305N	Cycle Infrastructure	2,353,208
22B1356R	Princes Bridge Bluestone Repair works	3,950,422
22B1439N	Carlton Gardens Master Plan Works Implementation	181,916
22B2803R	Homes Melbourne site investigations for affordable housing	168,569
22B3707N	Property Services Sustainability New Works	656,747
22B4128N	271 Collins St Office Tenancy Fitout	485,000
22B4433R	Melbourne City Baths urgent works	425,000
22B4434N	Community Sports Pavilion Upgrade (Ryder Pavilion)	695,824
22B5901R	Parking Infrastructure Renewal	414,390
	Total Carry Forward into 2023-24	34,539,828

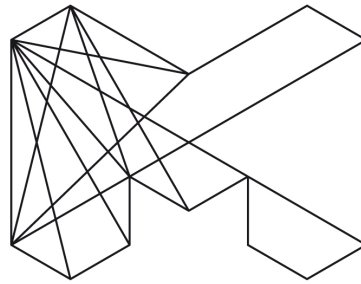
Financial Performance Report and Budget 2022–23 for the Fourth Quarter

Purpose and background

1. The purpose of this report by the Chief Executive Officer (CEO), is to inform Council of its financial performance for the financial year ending 30 June 2023 in accordance with the *Local Government Act 2020* and to provide information on supplementary valuations adopted under delegation (refer **Attachment 9 and 10**).
2. The preliminary results from ordinary activities (excluding gains on disposal of assets and investment revaluations) for the financial year ending 30 June 2023 is an underlying net deficit of \$25.5 million versus a budget deficit of \$16.2 million. The unfavourable variance of \$9.3 million is mainly driven by reduced parking fine infringements revenue (\$9.1 million), the timing of operating grant income (\$12.9 million), impacts of rising costs through inflationary pressures and reclassification of components of capital work in progress expenditure to expenses (\$6.3 million) as part of the annual preparation of statutory accounts. This has been partially offset by the timing of Melbourne City Revitalisation Fund grant expenditure (\$12.8 million), prudent employee vacancy management (\$4.0 million) and higher construction zone permit revenue (\$4.0 million).
3. This preliminary result is consistent with and slightly unfavourable (\$0.3 million) to the March 2023 forecast (\$25.2 million deficit)
4. In addition, monetary income for Public Open Space contributions (\$6.3 million) tracked above Budget. As these monies are retained in the Balance Sheet, this does not impact the Underlying Surplus/(Deficit).

Key issues

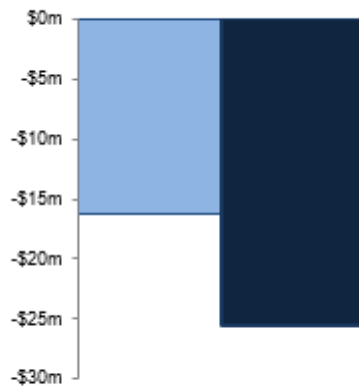
5. In addition to the underlying deficit, in accordance with accounting standards, the Council is also required to reflect a comprehensive result in the Annual Report. The comprehensive result includes capital contribution revenue and additional non-cash items including revaluation of Council assets. The Council has a net asset base in excess of \$4.9 billion with land, parkland, roads, footpaths, buildings, kerbs and channels and infrastructure assets being the most significant items.
6. Given the asset base size, revaluations often generate significant non cash gains or (losses) that are unlikely to be realised but do need to be reflected to comply with accounting standards.
7. The comprehensive result for Council in 2022–23 is still being completed as final adjustments are being incorporated and reviewed.
8. The preliminary results remain subject to statutory account adjustments (including subsequent events) and final audit review outcomes.
9. A detailed analysis of revenue and expenditure is included in **Attachment 8**.



CITY OF MELBOURNE

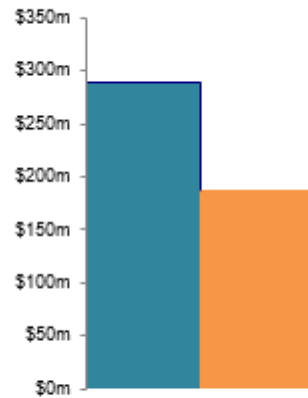
FINANCIAL PERFORMANCE REPORT FY 2022–23

Underlying Surplus/(Deficit)



■ YTD Budget	(\$16.2m)
■ YTD Actual	(\$25.5m)
YTD Variance	(\$9.3m)

Council Works Program



■ YTD Budget	\$288.2m
■ YTD Actual	\$185.6m
YTD Variance	\$102.7m

Table of Contents

	Page
Executive Summary	2
Balance Sheet	5
Cash Flow Statement	7
Income Statement	9
Council Works – Expenditure	12
Investment Portfolio Performance	13
Public Open Space Contribution	14

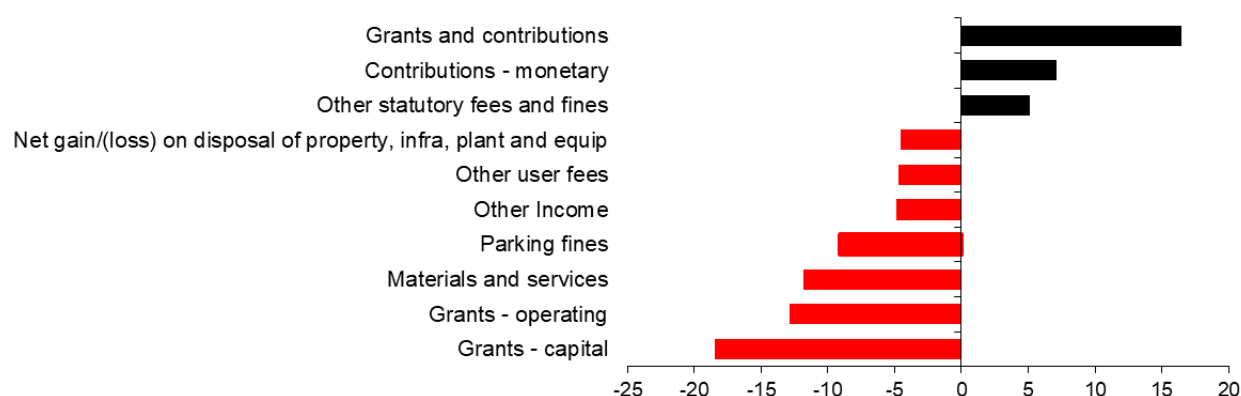
Executive Summary

Underlying Operating Results:

2021-22 Actual	2022-23 Budget	\$ Thousands	FY 2022-23 (\$'000)		
			Budget	Actual	Variance
527,717	597,303	Revenue	597,303	561,710	(35,592)
483,702	557,383	Operating Expenditure	557,383	542,401	14,981
44,015	39,920	Results from Ordinary Activities	39,920	19,309	(20,612)
23,605	4,524	Net gain/(loss) on disposal of property, infra, plant and equip	4,524	(57)	(4,581)
5,378	0	Fair value adjustments for investment properties	0	5,713	5,713
72,998	44,444	Profit/(Loss)	44,444	24,965	(19,479)
(61,160)	(56,160)	Less External Contributions to Capital	(56,160)	(44,849)	11,311
(5,378)	0	Less Gain on Investment Revaluation	0	(5,713)	(5,713)
(23,605)	(4,524)	Net Gain/(Loss) on disposal of property, infra, plant and equip	(4,524)	57	4,581
(17,145)	(16,240)	Underlying Surplus/(Deficit)	(16,240)	(25,540)	(9,299)

Key Financial Variances:

Top 10 Variances (\$millions)



The FY 2022–23 result (excluding gain on disposal of properties) was an underlying deficit of \$25.5 million, \$9.3 million unfavourable versus Budget.

The unfavourable variances are due to:

- Grants – capital (\$18.4 million unfavourable) due mainly to Greenline project grant funding not yet received in FY 2022–23 (capital revenue is excluded from underlying surplus)
- Operating Grants (\$12.9 million unfavourable) due mainly to the timing of Make Room affordable housing project grants and less Melbourne City Revitalisation Fund (MCRF) grants income received in FY2022–23
- Materials and services (\$11.8 million unfavourable) due to impact of rising costs through inflationary pressures, agency costs related to back filling of staff vacancies, reclassification of components of capital work in progress expenditure to expenses and Melbourne City Revitalisation (relating to expenditure which was budgeted under grants and contribution expense)
- Parking Fines (\$9.1 million unfavourable) driven by lower than Budget infringements volumes
- Other User Fees (\$4.7 million unfavourable) due to lower building service fees as a result of lower than expected application volumes
- Gain on disposal of property (\$4.5 million unfavourable) due to various divestment property sales being delayed

Partially offset by:

- Grants and contributions (\$16.5 million favourable) as a result lower than expected MCRF grants expenditure in FY 2022–23 due to a revised agreement with the State Government (which was

partially spent in Materials and Services)

- Contributions - monetary (\$7.2 million favourable) as a result higher public open space and development contributions (capital revenue is excluded from underlying surplus)
- Other statutory fees and fines (\$5.1 million favourable) due mainly to higher than expected construction zone permit revenue.

Council Works Program

The value of works completed FY 2022–23 is \$185.6 million, \$102.7 million lower than budget (\$288.2 million) mainly as a result of delays caused by construction cost escalations across the building industry.

Borrowings & Liquidity position

As at 30 June, City of Melbourne's (CoM's) total cash balance was \$98 million (FY2021–22: \$34 million) which was higher than forecast. The financial year end cash position was bolstered by borrowings of \$110 million, drawdown in June 2023. The borrowings were drawn down in four tranches to cover expenditure outflows expected next financial year and to ensure efficient management of borrowings. Expenditure is expected to peak in July 2023 as expenses incurred up to 30 June become due.

Prior Year 2021-22 Actual (\$'000)	Balance Sheet	Current Year Jun-23 Actual (\$'000)	Movement 2022-23 Actual (\$'000)
	Balance Sheet		
	Assets		
	Current Assets		
39,800	<i>Ref 1</i> Cash and cash equivalents	97,790	57,990
32,146	<i>Ref 2</i> Trade and other receivables	63,050	30,904
0	Other financial assets	0	0
13,853	Other assets	13,933	80
85,799	Total Current Assets	174,773	88,974
	Non current assets		
33,717	Other financial assets	34,749	1,032
26,356	<i>Ref 3</i> Investment in subsidiaries and trust	28,477	2,121
4,488,465	<i>Ref 7</i> Property, infrastructure, plant and equipment	4,729,712	241,247
227,978	<i>Ref 7</i> Investment property	230,751	2,773
43,699	<i>Ref 7</i> Intangible assets	43,858	159
5,868	Right of Use Asset	4,629	(1,239)
4,826,083	Total Non-Current Assets	5,072,176	246,093
4,911,882	TOTAL ASSETS	5,246,949	335,067
	Liabilities		
	Current Liabilities		
(89,846)	<i>Ref 4</i> Trade and other payables	(92,662)	(2,816)
(13,653)	<i>Ref 5</i> Trust funds and deposits	(19,090)	(5,437)
(41,100)	Provisions	(42,694)	(1,594)
(1,649)	Lease Liability	(1,632)	17
(146,248)	Total Current Liabilities	(156,078)	(9,830)
	Non-current Liabilities		
(4,050)	Provisions	(3,850)	200
0	<i>Ref 6</i> Interest-bearing loans and borrowings	(110,000)	(110,000)
(1,617)	Trust funds and deposits	(2,649)	(1,032)
(4,510)	Lease Liability	(3,329)	1,181
(10,177)	Total Non-Current Liabilities	(119,828)	(109,651)
(156,425)	TOTAL LIABILITIES	(275,905)	(119,480)
4,755,458	NET ASSETS	4,971,045	215,587
	Equity		
(2,167,017)	Accumulated Surplus	(2,175,909)	(8,892)
(2,588,441)	Reserves	(2,795,136)	(206,694)
(4,755,458)	TOTAL EQUITY	(4,971,045)	(215,587)

Balance Sheet

Comparison to June 2022 Actual

1. The increase in cash and cash equivalents to \$98 million is due to a long-term drawdown on the loan facility with Treasury Corporation Victoria (TCV) of \$110 million in June 2023 to cover forecast project expenditure.
2. The increase in trade and other receivables over 2022 levels is mainly the result of \$30.9 million of property assets being held for sale at 30 June that are due to be settled in 2023–24. A small decrease in Rates Debtors and Fire Services Levy across the year was offset by a small increase in Trade Debtors.
3. An increase in Investments in Subsidiaries and Trust relates to a book adjustment to Council's investment in Regent Management Company of \$2.1 million based on its net assets for the 2021–22 financial year.
4. Trade and other payables have increased over the year due to a \$2.8 million increase in Trade Creditors at 30 June. In addition, increases in accrued expenses (\$8.8 million) were partly offset by a reduction in Income in Advance (\$9.4 million) relating to grants received when compared with prior year.
5. Trust funds and deposits increased year on year (\$5.4 million) mainly due to an increase in performance Guarantees related to general contracts.
6. Interest-bearing loans and borrowings increased due to the drawdown of \$110 million on long-term loans in relation to project expenditure that are expected to occur next financial year.
7. The net movement in infrastructure, property plant and equipment, investment property assets, and intangible assets of \$244.2 million includes \$188.5 million in valuation adjustments and value of works accruals recognised as at 30 June.

Cash Flow Statement

2021-22 Actual (\$'000)	Statement of Cash Flows	2022-23 Actual (\$'000)
	Cashflows from Operating Activities	
	Receipts	
325,964	Rates and charges	352,659
42,211	Statutory fees and fines	50,381
57,904	User fees	66,797
27,420	Grants - operating	30,931
25,874	Grants - capital	15,360
2,543	Contributions - monetary	7,723
392	Interest	1,234
25	Dividends	38
124	Trust funds and deposits taken	3,032
12,770	Other receipts	12,280
4,649	Contributions on Public Open Spaces (Reserve)	16,282
499,876		556,716
	Payments	
(186,195)	Employee Costs	(187,769)
(233,275)	Materials & Services	(218,151)
(44,225)	Other Payments	(34,118)
(463,695)		(440,038)
36,181	Net Cash Inflow / (Outflow) from Operating Activities	116,678
	Cashflows from Investing Activities	
(128,676)	Payments for property, infrastructure, plant & equipment	(165,719)
(46,415)	Purchase of Munro Community Hub	0
7,404	Proceeds from sale of property, infrastructure, plant & equipment	(0)
30,000	TD Deposit Reclassification	0
(137,687)	Net Cash Inflow / (Outflow) from Investing Activities	(165,719)
	Cashflows from Financing Activities	
0	Repayment of borrowings	(35,000)
0	Proceeds from borrowings	145,000
(91)	Finance Costs	(519)
(189)	Interest paid - Lease Liability	(165)
(2,285)	Repayment of Lease Liability	(2,285)
(2,565)	Net Cash Inflow / (Outflow) from Financing Activities	107,031
(104,071)	Net Cash Inflow / (Outflow) from all Activities	57,990
143,871	Cash at beginning of the financial period	39,800
39,800	Cash at the end of Jun-23	97,790
(104,071)	Movement in cash equivalents	57,990

2021-22 Actual (\$'000)	Statement of Cash Flow (reconciliation)	2022-23 Actual (\$'000)
(19,778)	Net Surplus (exc Public Open Space Contributions)	8,681
	Add Back Non-Cash Items	
78,098	Depreciation/Amortisation	80,571
4,937	WIP expense reclassification	3,385
(5,223)	Fair value adjustments for investment property	(5,713)
(2,176)	Profit/(loss) on disposal of property, plant and equipment	57
55,858	Operating Surplus/(Deficit) before Non cash items	86,982
(26,876)	Net Movement in Working Capital	10,448
(128,689)	Capital Expenditure	(165,720)
(46,415)	Purchase of Munro Community Hub	0
7,404	Proceeds from sale of assets	(0)
4,649	Contributions on Public Open Spaces (Reserve)	16,282
30,000	TD Deposit Reclassification	0
0	Proceeds from borrowings	145,000
0	Repayment of borrowings	(35,000)
(104,071)	Net Cash inflow/(outflow)	57,990

For year 2022–23, Council has a total cash inflow of \$58.0 million which is primarily comprised of:

- An operating surplus of \$8.7 million
- A net inflow of working capital of \$10.4 million
- Capital expenditure of \$165.7 million
- Public Open Space Contributions of \$16.2 million
- TD Deposit of \$30 million utilised as part of financing activities to fund capital and operating expenditure.

Income Statement

2021-22 Actual (\$'000)	2022-23 Budget (\$'000)	Income Statement		FY 2022-23 (\$'000)		
				Budget	Actual	Variance
			REVENUE			
325,869	345,618	Ref 3.1	Rates and charges	345,618	349,163	3,545
			Statutory fees and fines			
24,068	41,060	Ref 3.2	Parking fines	41,060	31,953	(9,107)
12,400	11,634	Ref 3.3	Other	11,634	16,759	5,125
			User fees			
38,995	47,111	Ref 3.4	Parking	47,111	45,647	(1,464)
17,932	29,566	Ref 3.5	Other	29,566	24,862	(4,704)
50,221	44,965	Ref 3.6	Grants - operating	44,965	32,090	(12,875)
17,905	42,110	Ref 3.7	Grants - capital	42,110	23,679	(18,431)
7,192	16,854	Ref 3.8	Contributions - monetary	16,854	24,005	7,151
17,188	18,385	Ref 3.9	Other income	18,385	13,552	(4,832)
392	289		Interest	289	1,234	945
4,025	3,830		Dividends	3,830	38	(3,793)
4,740	5,744		Investment property/market rentals	5,744	4,445	(1,297)
2,692	5,161		Intercompany revenue - Citywide	5,161	627	(4,534)
(56)	0		Intercompany revenue - Queen Vic Market	0	(48)	(48)
4,967	3,156		Sales & recoveries	3,156	6,938	3,782
428	205		Project income	205	318	112
511,770	597,303		Total Revenue	597,303	561,710	(35,592)
			EXPENDITURE			
178,205	194,835	Ref 4.1	Employee benefit expense	194,835	190,853	3,982
222,549	209,480	Ref 4.2	Materials and services	209,479	221,263	(11,784)
8,047	13,396	Ref 4.3	Bad and doubtful debts	13,396	12,627	769
78,098	83,947	Ref 4.4	Depreciation and amortisation	83,947	80,571	3,376
91	2,400	Ref 4.5	Borrowing Costs	2,400	519	1,881
10,707	11,463	Ref 4.6	Other expenses	11,463	11,152	311
36,600	41,862	Ref 4.7	Grants and contributions	41,862	25,416	16,446
0	0		Impairment Loss	0	0	0
534,297	557,383		Total Operating Expenditure	557,383	542,401	14,981
2,176	4,524		Net gain/(loss) on disposal of property, infra, plant and equip	4,524	(57)	(4,581)
5,223	0		Fair value adjustments for investment properties	0	5,713	5,713
0	0		Contributions - non monetary	0	0	0
0	0		Writedown on Investment	0	0	0
(15,128)	44,444		Profit/(Loss)	44,444	24,965	(19,479)
(22,604)	(56,160)		Less External Contributions to Capital	(56,160)	(44,849)	11,311
(5,223)	0		Less Gain on Investment Revaluation	0	(5,713)	(5,713)
0	0		Less Contributed Assets	0	0	0
(2,176)	(4,524)		Net gain/(loss) on disposal of property, infra, plant and equip	(4,524)	57	4,581
(45,132)	(16,240)		Underlying Surplus/(Deficit)	(16,240)	(25,540)	(9,299)

Analysis of Revenue Variances

Budget \$597.3m	Actual \$561.7m	Variance \$35.6m unfavourable
------------------------	------------------------	--------------------------------------

3.1 Rates and charges	1.0% Variance	\$3.5m Fav
This favourable variance is due mainly to higher supplementary rates as a result of valuation information model updates.		
3.2 Parking fines	-22.2% Variance	\$9.1m Unfav
Parking infringements notices (PINs) are below budget reflecting lower than budgeted traffic volumes adversely impacting expected infringement issuances.		
3.3 Other statutory fees and fines	44.1% Variance	\$5.1m Fav
This favourable variance is primarily due to higher than expected statutory planning fee volumes (mainly construction zone and temporary occupancy permits) and increases in general fines and local law fines income.		
3.4 Parking fees	-3.1% Variance	\$1.5m Unfav
This unfavourable variance is reflecting lower than expected traffic volumes, including various city sites projects impacts (less parking bays available).		
3.5 Other user fees	-15.9% Variance	\$4.7m Unfav
This unfavourable variance is due to lower building service fees a result of lower than expected application volumes, reduced recreation centre fees income and lower street trading and Kerbside cafe charges. This was partially offset by higher permits and fees income from events.		
3.6 Grants – operating	-28.6% Variance	\$12.9m Unfav
This variance is due mainly to a revised agreement with the State Government on Melbourne City Revitalisation fund expenditure, and timing of Make Room affordable housing grant income associated with changes to funding variation agreement executed between CoM and Homes Victoria.		
3.7 Grants – capital	43.8% Variance	\$18.4m Fav
This variance mainly relates to external grant funding budgeted but not yet received offset by lower Local Roads and Community Infrastructure Project Fund grant income.		
3.8 Contributions – monetary	42.4% Variance	\$7.2 Fav
This favourable variance is due to increase of public open space contributions and higher development contributions.		
3.9 Other income	-23.3% Variance	\$4.8m Unfav
This unfavourable variance comprises lower dividends from subsidiaries which is partially offset by an increase in interest revenue from higher cash balances.		

Analysis of Expense Variances

Budget \$557.4m	Actual \$542.4m	Variance \$15.0m Favourable
------------------------	------------------------	------------------------------------

4.1 Employee benefit expense **2.0% Variance** **\$4.0m Fav**

This favourable variance is largely due the level of vacant positions held across Council that are as a result of timing of recruitment given tight labour markets. This has been partially offset by agency costs included in materials and services.

4.2 Materials & Services **-5.6% Variance** **\$11.8m Unfav**

Variances of note have occurred due to a combination of:

- Impact of rising costs as a result of ongoing inflationary pressures
- additional agency expenses for backfilling of staff vacancies
- reclassification of components of capital work in progress expenditure to expenses in alignment with Council's fixed asset policy and accounting standards

4.3 Bad and doubtful debts **5.7% Variance** **\$0.8m Fav**

This favourable variance is due mainly to lower PINs revenue.

4.4 Depreciation and amortisation **4.0% Variance** **\$3.4m Fav**

This favourable variance aligns to lower capital works expenditure incurred in 2022–23.

4.5 Borrowing Costs **78.4% Variance** **\$1.9m Fav**

This favourable variance is driven lower level of borrowings held throughout the year.

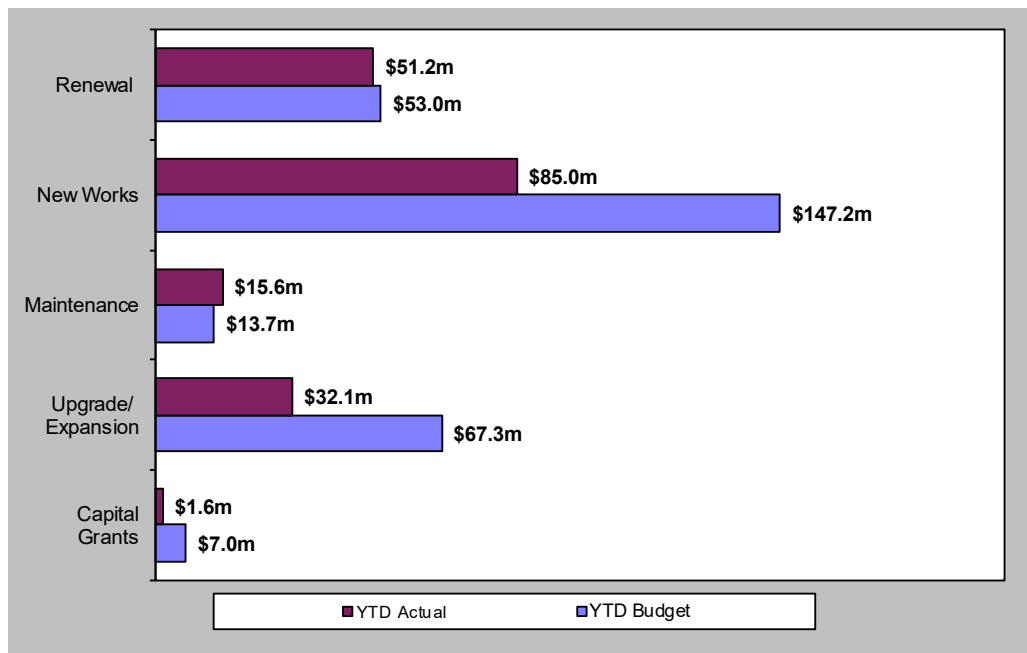
4.6 Other Expense **2.7% Variance** **\$0.3m Fav**

This favourable variance is due mainly to lower bank charges as a result of lower PINs activities.

4.7 Grants and contributions **39.3% Variance** **\$16.4 Fav**

This favourable variance relates to lower expenditure associated with Melbourne City Revitalisation Funding which is partially spent in other expense categories.

Council Works – Expenditure



Period: Jun-23

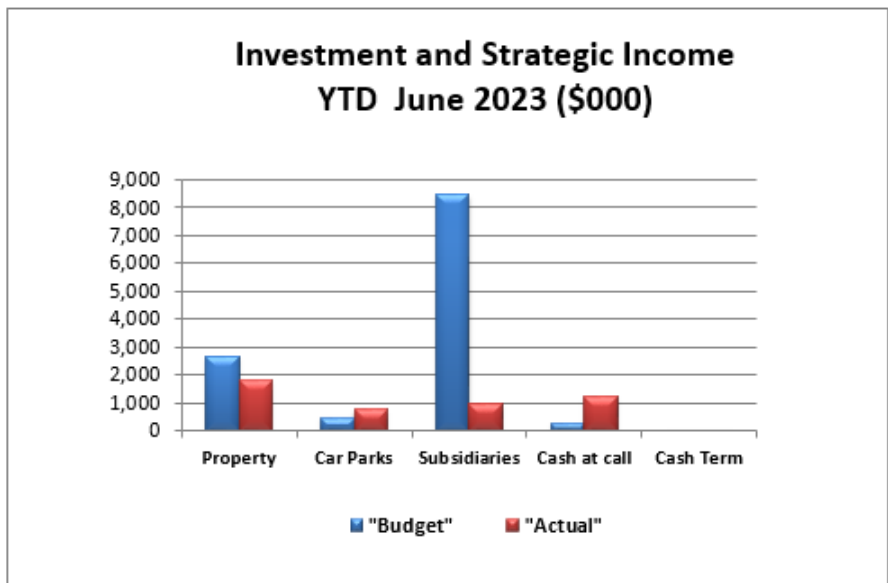
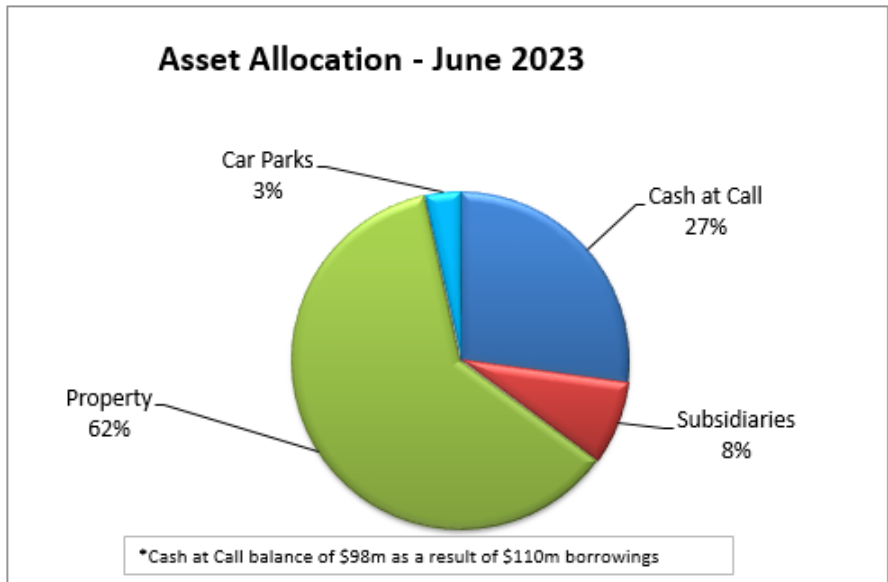
Council Works Area	2021-22 (\$'000)		
	Budget	Actual	Variance
Maintenance			
Capital Grants	7,000	1,588	5,412
Maintenance	13,706	15,634	(1,928)
Total Maintenance	20,706	17,222	3,482
Capital Works			
Expansion	7,767	3,809	3,957
Upgrade	59,538	28,282	31,256
New Works	147,186	85,036	62,150
Renewal	53,043	51,210	1,833
Total Capital Expenditure	267,533	168,337	99,196
Total Council Works Program	288,239	185,560	102,679

Council Works full year \$185.6m versus Budget \$288.2 (\$102.7m underspend) as a result of delays caused by construction cost escalations across the building industry.

Investment Portfolio Performance

The Investment Portfolio returned \$4.7 million for the financial year ending June 2023, \$7.1 million below Budget on Investment Portfolio for FY2022–23 of \$11.8 million.

- Investment Properties - returned \$0.8 million unfavourable against Budget due to lower than expected revenue, mainly as a result of rent relief provided.
- Car Parks – overall favourable against Budget by \$0.3 million from Council House and Elgin St.
- Subsidiaries – returned \$7.5 million unfavourable to budget due to lower than expected income taxes and dividends for the year.
- Cash Investments – interest income was favourable by \$0.9 million due to higher than forecast cash balances during the year as a result of lower overall expenditure.
- Cash at call balance is \$98 million as at 30 June 2023 was mainly due to borrowings of \$110 million drawn down in June 2023.



Public Open Space Contributions

DATE PAID	SUBDIVISION REG. NO	ADDRESS OF DEVELOPMENT	SUBURB	Proposed Fee Figure
25/07/2022	SA-2019-100	310-326 Exhibition Street	MELBOURNE	\$6,354,000
12/08/2022	SA-2021-43	383-399 Macaulay Road	KENSINGTON	\$416,540
06/09/2022	SA-2021-81	413-427 Macaulay Road	KENSINGTON	\$367,120
16/09/2022	SA-2021-47	13-23 Spring Street	MELBOURNE	\$2,824,000
02/11/2022	SA-2019-26	111-125 A'beckett Street	MELBOURNE	\$3,530,000
16/02/2023	SA-2022-22	45 Dudley Street	MELBOURNE	\$800,000
29/05/2023	SA-2022-100	35-51 Hancock Street	SOUTHBANK	\$706,000
20/06/2023	SA-2021-56	17 Abbotsford Street	WEST MELBOURNE	\$1,200,000
23/06/2023	SA-2022-77	98 Munster Terrace	NORTH MELBOURNE	\$84,720
			Total	\$16,282,380

SUPPLEMENTARY VALUATIONS REPORT

Supplementary valuations are undertaken for a variety of reasons and these are prescribed in the *Valuation of Land Act 1960*. Pursuant to the Council resolution of February 2013, supplementary valuations are approved by the Chief Executive Officer and reported quarterly to Council.

In the April to June 2023 quarter, there were two supplementary valuation returns (Feb and Mar 2023) processed; the year to date total of supplementary valuations is as follows:

Supplementary Valuations	2022-23 Annual Budget	Year to date Supplementary Valuations	July 2022 Supplementary Return	Sep 2022 Supplementary Return	Oct 2022 Supplementary Return	Nov 2022 Supplementary Return	Jan 2023 Supplementary Return
General Rates			Jul-Sep 2022	Oct-Dec 2022	Oct-Dec 2022	Oct-Dec 2022	Jan-Mar 2023
Exemptions	-\$600,000	-\$2,039,065	-\$439,466.51	-\$201,742.08	-\$1,020,457.48	-\$81,087.75	-\$242,846.87
Objections	-\$1,200,000	-\$234,107	-\$441.65	-\$80,031.05	-\$65,485.46	-\$6,982.59	-\$32,164.45
New Rates	\$4,000,000	\$6,564,778	\$3,192,880.45	\$220,668.57	\$892,316.60	\$1,389,464.20	\$507,296.34
Total	\$2,200,000	\$4,291,606	\$2,752,972.29	-\$61,104.56	-\$193,626.34	\$1,301,393.86	\$232,285.02
Waste Charges		\$1,147,746	\$819,918.91	-\$16,235.02	-\$60,638.25	\$117,533.55	\$81,070.52
Total		\$5,439,352	\$3,572,891.20	-\$77,339.58	-\$254,264.59	\$1,418,927.41	\$313,355.54

Supplementary Valuations	Feb 2023 Supplementary Return	Mar 2023 Supplementary Return
Qtr. Processed	Apr-Jun 2023	Apr-Jun 2023
General Rates		
Exemptions	-\$18,664.35	-\$34,800.12
Objections	-\$45,349.05	-\$3,652.90
New Rates	\$350,810.72	\$11,341.50
Total	\$286,797.32	-\$27,111.52
Waste Charges	\$214,239.49	-\$8,143.29
Total	501,036.81	-35,254.81

Quarterly Totals	Year to date	Jul-Sep 2022	Oct-Dec 2022	Jan-Mar 2023	Apr-June 2023
		\$M	\$M	\$M	\$M
General Rates	4.29	2.75	1.05	0.23	0.26
Waste Charges	1.15	0.82	0.04	0.08	0.21
Total	\$5.44	\$3.57	\$1.09	\$0.31	\$0.47

As detailed above the net effect of supplementary valuations is an increase of \$0.47 million in general rates and waste service charges for the April to June 2023 quarter.

The financial impact of each category of general rates is detailed in Attachment 10.

Summary of supplementary valuations highlights for 2022–23			
General Rates			\$'000
Exemptions			
July 2022 Supp 1	Victorian Government purchased back the County Court buildings from the developer		-391
July 2022 Supp 1	Various other exemptions		-48
Sep 2022 Supp 2	Peter MacCallum Cancer Centre Carpark		-130
Sep 2022 Supp 2	Various other exemptions		-72
Oct 2022 Supp 3	Exemption of Melbourne University properties		-1,019
Oct 2022 Supp 3	Various other exemptions		-1
Nov 2022 Supp 4	Exemption of training organisation - Australian Technical & Management College Pty Ltd.		-81
Jan 2023 Supp 5 & 6	Exemption of Melbourne University properties (Student Accom & rateable occupier vacated)		-239
Jan 2023 Supp 5 & 6	Various other exemptions		-4
Feb 2023 Supp 7	Various other exemptions		-19
Mar 2023 Supp 8	Various other exemptions		-35
Total Exemptions			-2,039
Objections			
Sep 2022 Supp 2	Various objections		-80
Oct 2022 Supp 3	Various objections		-66
Nov 2022 Supp 4	Various objections.		-7
Jan 2023 Supp 5 & 6	Various objections.		-32
Feb 2023 Supp 7	Various objections.		-45
Mar 2023 Supp 8	Various objections.		-4
Total Objections			-234
New Rates			
	Major Developments		\$'000
July 2022 Supp 1	393-403 Bourke Street MELBOURNE	construction of an office tower	990
July 2022 Supp 1	611-669 Elizabeth Street MELBOURNE	construction of office/retail buildings	295
July 2022 Supp 1	256-258 City Road SOUTHBANK	construction of a 403 built to rent resi development	284
July 2022 Supp 1	1-11 Aquitania Way DOCKLANDS	construction of a 166 resi unit and retail development	191
Sep 2022 Supp 2	295-309 King Street MELBOURNE	Stage 1 - 78 residential units	60
Sep 2022 Supp 2	216-218 Domain Road SOUTH YARRA	Construction of a 4 residential unit development	43
Oct 2022 Supp 3	71-87 City Road SOUTHBANK	Construction of residential unit development	462
Oct 2022 Supp 3	295-309 King Street MELBOURNE	Stage 2 - construction of 225 residential units	135
Oct 2022 Supp 3	20-30 Bourke Street MELBOURNE	Construction of a 13 storey hotel	104
Oct 2022 Supp 3	1-11 Batman Street WEST MELBOURNE	Construction of student accommodation	52
Nov 2022 Supp 4	310-326 Exhibition Street MELBOURNE	Construction of a residential tower & hotel	539
Nov 2022 Supp 4	93-129 Therry Street MELBOURNE	Construction of a 490 resi unit tower	296
Nov 2022 Supp 4	150-162 Lonsdale Street MELBOURNE	Construction of an office tower	247
Nov 2022 Supp 4	633-669 Flinders Street DOCKLANDS	Refurbishment of building	30
Nov 2022 Supp 4	143-171 A'Beckett Street MELBOURNE	Stage subdivision, 5 residential lots added.	7
Jan 2023 Supp 5 & 6	512-544 Spencer Street WEST MELBOURNE	construction of resident development	113
Jan 2023 Supp 5 & 6	111-125 A'Beckett Street MELBOURNE	construction of a residential tower - stage 1	74
Jan 2023 Supp 5 & 6	34-44 Albermarle Street KENSINGTON	construction of a residential building	40
Jan 2023 Supp 5 & 6	413-423 Macaulay Road KENSINGTON	construction of a residential tower	15
Jan 2023 Supp 5 & 6	77-79 Capel Street WEST MELBOURNE	construction of a hotel	5
Feb 2023 Supp 7	13-23 Spring Street MELBOURNE VIC 3000	construction of a 32 storey residential building	147
Feb 2023 Supp 7	177-181 Walsh Street SOUTH YARRA VIC 3141	Construction of a new dwelling	3
Mar 2023 Supp 8	2-16 Siddeley Street DOCKLANDS	Subdivision of Land in lots	4
			4,137

Summary of supplementary valuations highlights for 2022-23				\$'000	\$'000
General Rates					
New Rates (Continued)					
		Property alterations; refurbishments; extensions & other improvements			
July 2022 Supp 1	Various properties (284)			440	
Sep 2022 Supp 2	Various properties (60)			34	
Oct 2022 Supp 3	Various properties (5)			14	
Jan 2023 Supp 5 & 6	Various properties (17)			1	
Feb 2023 Supp 7	192 Wellington Parade EAST MELBOURNE	Pullman Hotel refurbishment		30	
Feb 2023 Supp 7	375-385 St Kilda Road MELBOURNE VIC 3004	Royce Hotel refurbishment		24	
Feb 2023 Supp 7	Various properties (32)			44	
Mar 2023 Supp 8	114-152 Grattan Street CARLTON			18	
					605
		Correction to valuations and valuation models; Change of Use			
July 2022 Supp 1	113-149 Exhibition Street MELBOURNE	Change in occupancy		518	
July 2022 Supp 1	308-336 Collins Street MELBOURNE	Adjusted rental influences and building conditions		102	
July 2022 Supp 1	Various corrections & change of use (317)			81	
Sep 2022 Supp 2	Various corrections & change of use (87)			-55	
Oct 2022 Supp 3	Various corrections & change of use (38)			30	
Nov 2022 Supp 4	Various corrections & change of use (44)			31	
Jan 2023 Supp 5 & 6	297-307 Arden Street KENSINGTON	Agreed valuation approach b/t the VGV and AusNet		248	
Jan 2023 Supp 5 & 6	430-442 Collins Street MELBOURNE	Tenancy schedule realignment		35	
Jan 2023 Supp 5 & 6	1-4 Nicholson Street EAST MELBOURNE	Tenancy schedule realignment		25	
Jan 2023 Supp 5 & 6	Various corrections & change of use (41)			-49	
Feb 2023 Supp 7	376-390 Collins Street MELBOURNE	Tenancy schedule realignment		108	
Feb 2023 Supp 7	Various corrections & change of use (39)			-15	
Mar 2023 Supp 8				-11	
					1,048
		Exempt properties becoming rateable			
July 2022 Supp 1	300-316 Flinders Street MELBOURNE	Vic Uni ceased operation at this location as of 23/6/2022		214	
July 2022 Supp 1	Victoria University 225 King Street MELBOURNE	Exempted properties sold with vacant possession		76	
July 2022 Supp 1	376 Victoria Parade EAST MELBOURNE	Premise occupied by commercial entities Building being demolished. Exempted occupier vacated		1	
Sep 2022 Supp 2	346-350 Macaulay Road KENSINGTON	Monash Uni vacated Levels 6 & 7, now rateable		73	
Sep 2022 Supp 2	271-285 Collins Street MELBOURNE	Victrack land now occupied by rateable tenant		64	
Sep 2022 Supp 2	129-139 Stubbs Street KENSINGTON VIC 3031	Vic Uni exempt occupier has vacated		2	
Oct 2022 Supp 3	301-311 Flinders Lane MELBOURNE	Commercial tenant occupies Development Victoria site		50	
Oct 2022 Supp 3	Various other properties (5)	Trinity College has vacate premises		45	
Nov 2022 Supp 4	130-188 Todd Road PORT MELBOURNE	Exempted occupier vacated premises		121	
Nov 2022 Supp 4	Levels 5-6 200 Victoria Street CARLTON Part Ground 538-544 Collins Street MELBOURNE	Diabetes Victoria relocated to new premises in Carlton		35	
Nov 2022 Supp 4	Various other properties (11)			25	
Nov 2022 Supp 4				59	
Feb 2023 Supp 7	177-181 Walsh Street SOUTH YARRA			9	
					774
				Total New Rates	6,564
				Total Supplementary Valuations for General Rates	4,291