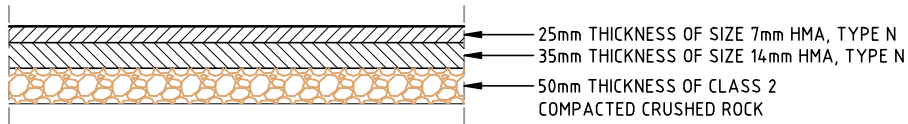


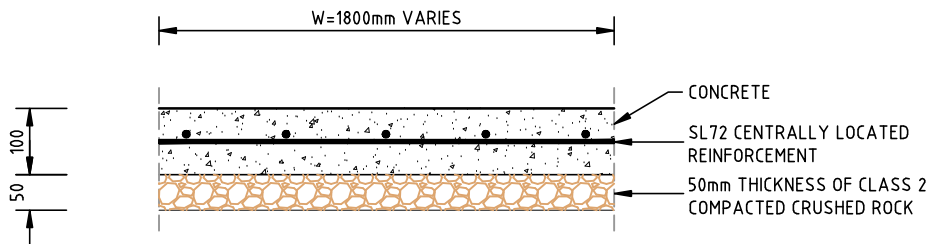
DETAIL 1

STANDARD 100mm THICK ASPHALT FOOTPATH (CBD)



DETAIL 2

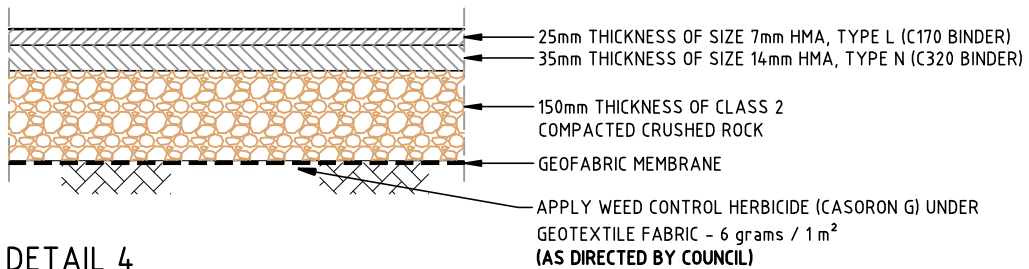
60mm THICK ASPHALT FOOTPATH (NON CBD)



DETAIL 3

CONCRETE FOOTPATH DETAIL

- DUMMY JOINTS @ 1.5m
- EXPANSION JOINTS @ 15m
- $F'c=25MPa$



DETAIL 4

60mm THICK ASPHALT FOOTPATH (PARKS PATHWAYS)

NOT TO SCALE



CITY OF MELBOURNE

ENGINEERING SERVICES BRANCH

FOOTPATH PAVEMENT
CONSTRUCTION DETAILS
(ASPHALT AND CONCRETE)

Approved By

Principal Engineer
[Signature]

Date Apr, 2012

Manager
Engineering Services

Date Apr, 2012

Drawing
Number

1P 50405B

Revision

B

Docs
Number