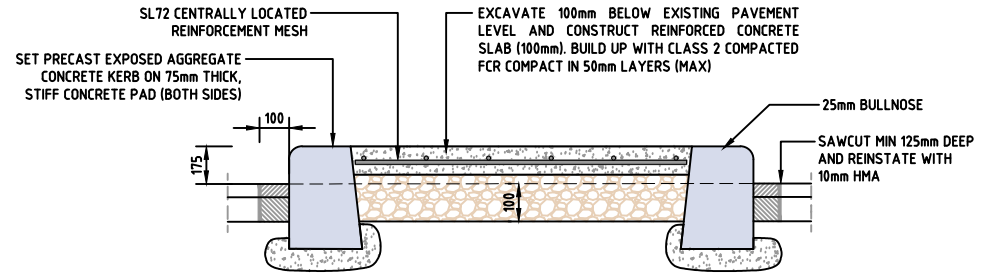
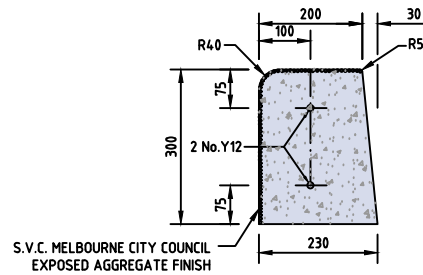


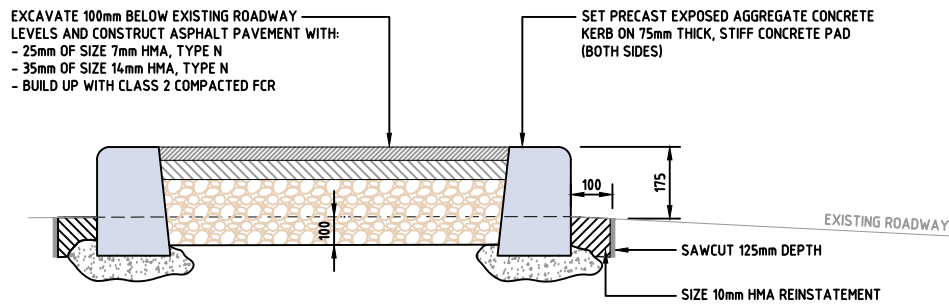
**TRAFFIC ISLAND - TYPICAL CROSS SECTION
PRE CAST KERB WITH GRASS INFILL**



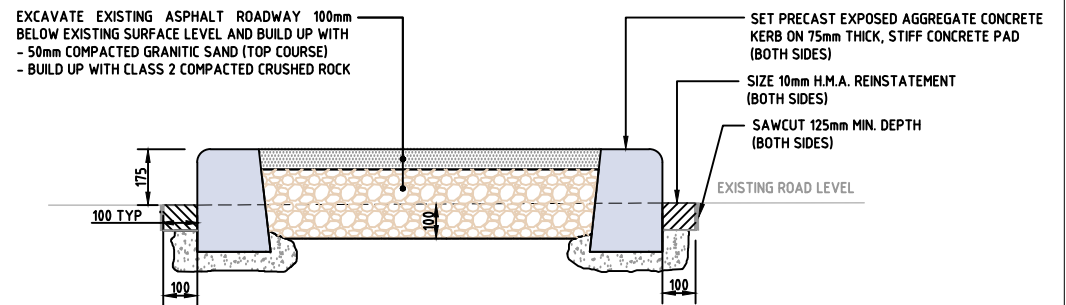
**TRAFFIC ISLAND - TYPICAL CROSS SECTION
PRE CAST KERB WITH CONCRETE INFILL**



KERB - TYPICAL CROSS SECTION



**TRAFFIC ISLAND - TYPICAL CROSS SECTION
PRE CAST KERB WITH ASPHALT INFILL**



**TRAFFIC ISLAND - TYPICAL CROSS SECTION
PRE CAST KERB WITH GRANITIC SAND INFILL**

NOT TO SCALE



C	ADDED 'KERB - TYPICAL CROSS SECTION'	Jun, 17
B		Nov, 10
Rev.	Revision Details	By Date

**TYPICAL SECTIONS
TRAFFIC ISLANDS
PRE CAST CONCRETE KERB**

ENGINEERING SERVICES BRANCH

Approved By		Drawing Number	
Principal Engineer Infrastructure	Manager Engineering Services	Revision	1P 50507
Date Jun, 2017	Date Jun, 2017	Does	C