

SPACES we go



SPACES WE GO

© City of Melbourne 2017
First published November, 2017
ISBN 978-1-74250-902-0

About this project

The Picture Book Program 2017 is a partnership between two branches of the City Communities Group within the City of Melbourne – Community Services (Family Services) and Arts Melbourne (ArtPlay). The program is designed to engage families from within the municipality. It aims to encourage an awareness and enjoyment of literacy and the creative process, in a fun and supportive environment. The illustrations and text in this book were created by the attending families, using everyday materials, curiosity, and experimentation. The result is a book to be enjoyed again and again.

Previous titles:

Water Wonderers
Excited Explorers
Curious Creatures
At Home
Outside
Nighttime
Places We Go

Family Services

Language and literacy program lead:

Tamara Hrabric-Krajcar

Early Childhood Team:

Vanessa O'Toole, Sara Allen, Debra Sedlarevic

ArtPlay

Program Coordinator: Rowena Hutson

Artist: Ana Rita Pires

Writer: Alexandra Harrison

Support Artist: Reeham Hakem

Graphic Designer: Kathy Holowko



ARTPLAY

FAMILY
SERVICES

THE FAMILIES WHO MADE THIS BOOK


Renu Soni
Sonam Jain
Taruna Prajapat
Thuraiya Ally & Hafidh Al-Sharji
Deepa Shah
Mona Alharbi
Laura Davies
Youxian Cai
Mandakini Khare
Jennyffer Rodriguez
Sanchari Bhattacharya
Shweta Sowani
Oanh Luu
Xiaofang Chen
Liz & Evan Coventry
Avery Lo
Ni Luh Pt Ari Puspa Indrayanti

Sanidhya Soni
Jaanvi Jain
Anaisha Prajapat
Alyaa Al-Sharji
Arham Shah
Abdullah Alruhaily
Lily Davies
Bertha Zhang
Rudved Khare
Santiago Quintero
Srithik Dey
Ram Sowani
Ivan Truong
Kehan Chen
Natalie Coventry
William Liew
Wayan Satria Restu Indradinaka
Kadek Arya Yuda Indradinaka





**We are travellers.
We ride on
our scooters,
in prams
and on trams.**






**We go out
far and wide!
Walking tracks,
following maps.**



**We go to the sea.
We dive in the waves,
we jump puddles
and blow bubbles.**




We ride in submarines,
hunt through sea grass
and fill the ocean
glass by glass.





**We go over land.
Rolling and running!
Orange wheels gliding,
red wagon riding.**





**We ride to the station,
a traffic jam of colour.
Our city is blue,
a bright hullabaloo.**

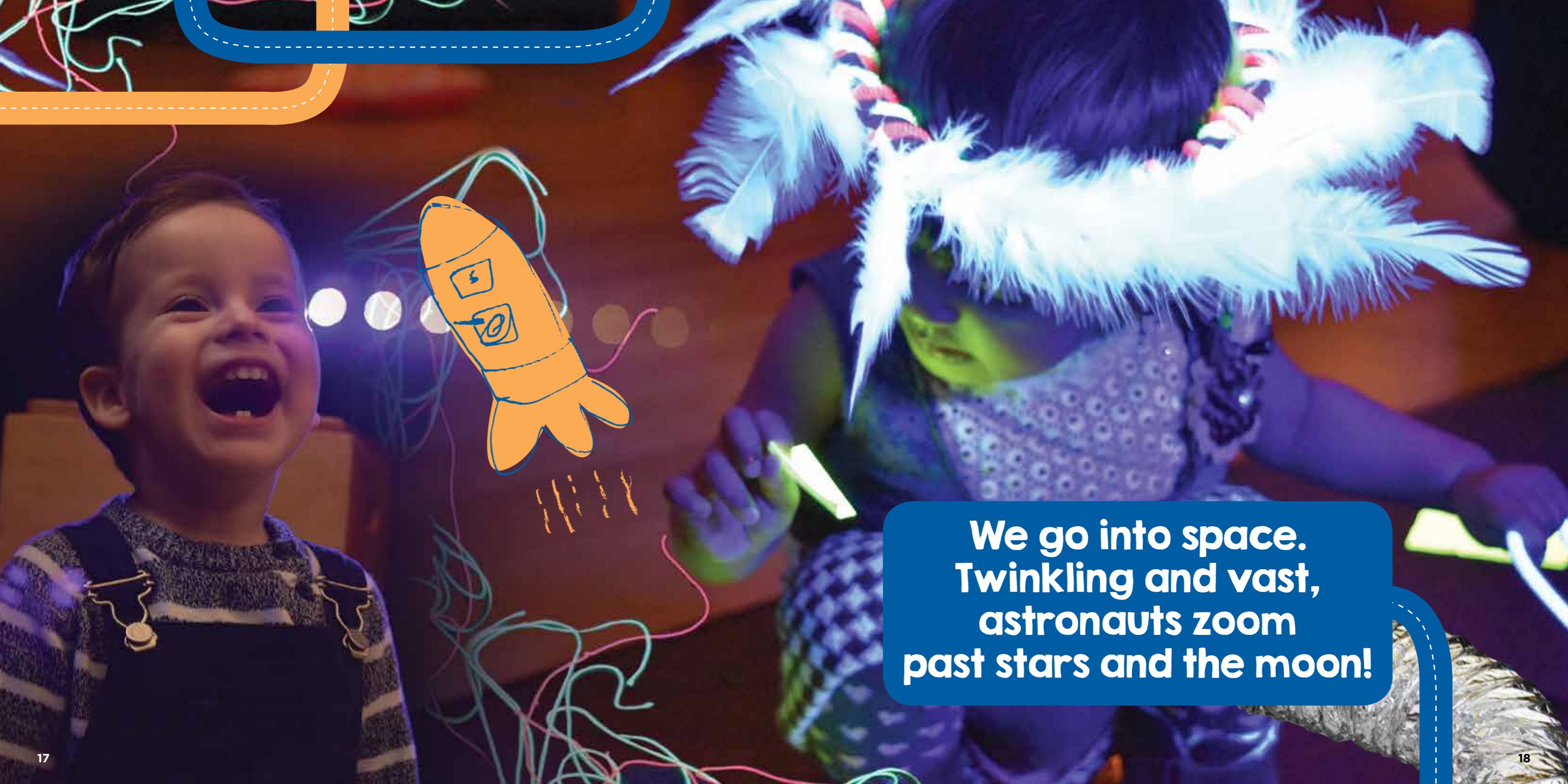
**We go into the sky.
Away with the birds,
we soar above crowds
to the dragon clouds.**





**We ride on the wind
in the sprinkling rain.
We fly through rainbows
As sun shines again.**





**We go into space.
Twinkling and vast,
astronauts zoom
past stars and the moon!**



We fell from Mars this morning, now we head for home and leave outer space for our quietest place.



Activities



CARDBIRD

You will need

- Recycled cardboard from cereal boxes, biscuits, etc...
- Feathers
- Straws
- Any other materials you may have lying around your home
- Scissors
- Stapler
- String
- Hole puncher

Instructions:

- Cut down the cardboard to the shape of a bird
- Use the left over cardboard pieces for the wings and beak
- Use the feathers and other things to decorate your bird
- Use a hole puncher to make a hole
- Thread a piece of string through the hole
- Your cardBIRD is now ready to be hung around the house or play with outside

SUBMARINE WINDOW

You will need

- Transparent contact paper (sticky paper)
- Coloured paper for frame and cut outs
- Cellophane paper
- Tissue paper
- Masking tape
- Scissors

Instructions

- Cut the coloured paper into the shape of a circle (submarine window)
- Stick your window frame onto the transparent contact paper (sticky paper)
- Decorate your window by using the cellophane, tissue and card paper to build your image (imagine what you can see through a window of a submarine)
- When you are finished decorating, stick another piece of the contact paper over your window
- Cut out your window following your circle frame

SUNCATCHER

Another activity you can do with the same materials is a large suncatcher!

Instructions

- Hang a big piece of contact paper on a window using some masking tape, with the sticky part facing out
- Add cellophane and tissue paper to the sticky surface
- Add any other materials you can find (just remember that light will travel best through transparent materials)







**We are
travellers, here we go!
Following tracks and
maps, exploring our
world and imagination.**

**Far and wide,
over and under,
rolling and running.
Come and join in the
hullabaloo!**

**Use this
book to drive
your imagination
and see how far
you can travel
together!**

**When
children are
free to explore
their imagination, it
creates enthusiasm,
sparks energy and
transforms their
learning.**